

2025 LXH HYBRID

EXPLORE

 BUILD & PRICE

COMPETITIVE COMPARISON

MODELS



PACKAGE

- Overtrail+ (2 ROW)
- Overtrail+ (3 ROW)
 - Executive VIP


AVAILABLE EXTERIOR COLOURS


 Manganese Lustre

 Eminent White Pearl


 Caviar


 Atomic Silver


 Nori Green Pearl


 Earth

AVAILABLE INTERIOR COLOURS

 Caramel Sunset with Takanoha Wood Trim Semi-Aniline Leather

 Stone Brown with Black Open-Pore Wood Trim Semi-Aniline Leather

 VIP Black with Takanoha Wood Trim Semi-Aniline Leather

 Overtrail Black with Black Open-Pore Wood Trim Semi-Aniline Leather



2025 LXH HYBRID

EXPLORE

 BUILD & PRICE

COMPETITIVE COMPARISON

OPTIONAL PACKAGES

LX700H

EXECUTIVE VIP

- P265/50R22
 - 2-way Power Adjustable Driver Lumbar Support
 - Power Adjustable Front Headrest (Passenger Only)
 - Remove: Front Massage Seats (Driver & Passenger)
 - Heated Leather Wrapped Wood Steering Wheel
 - Passenger Knee Airbags
- 22" Aluminum Alloy Wheels
 - Rear 4 Way Manual VIP Headrests
 - Power Adjustable Front Headrest (Passenger Only)
 - Adjustable Front Headrest (Driver Only)
 - Rear Wireless Charging
- Dual Rear Seat Entertainment System
 - Driver and Rear Massage Seats (Front Passenger Excluded)
 - Remove: 4-way Power Adjustable Driver and Passenger Lumbar Support
 - Adjustable Front Headrest (Driver Only)
 - Driver Knee Airbag

OVERTRAIL+ (3 ROW)

- 3 Rows
- 3rd Row Power Folding Auto Arranging Seats

2025 LXH HYBRID

EXPLORE

 BUILD & PRICE

COMPETITIVE COMPARISON

STANDARD SPECIFICATIONS

● Standard — Not Available ^ Available

LX700h

EXTERIOR

EXTERIOR

Power Slide / Tilt Moonroof	●
Black Mud Guards	●
LEXUS Courtesy Logo Illumination	●

EXTERIOR LIGHTING

Headlamp Washers	●
Premium Triple-Beam LED Headlamps	●
Cornering Lamps	●
LED Rear Combination Lamps	●
Full Width Blade Tail Lamps	●

EXTERIOR MIRRORS

Power Adjustable Heated Exterior Mirrors	●
--	---

MECHANICAL FEATURES

Trailer Brake Controller	●
Hill-start Assist Control (HAC)	●
DAC (Downhill Assist Control)	●
Multi-Terrain Select	●
Crawl Control (CRAWL)	●

TIRES

P265/50R22	^
------------	---

WHEELS

22" Aluminum Alloy Wheels	^
18" All Terrain Wheels	●

WIPERS

Windshield Wiper Deicer	●
Rain Sensing Wipers	●
Rear Window Wiper	●

INFOTAINMENT

AUDIO

Dual Rear Seat Entertainment System	^
-------------------------------------	---

LEXUS INTERFACE

Wireless Apple CarPlay Compatability	●
Wireless Android Auto Compatability	●
Lexus Assistant	●

2025 LXH HYBRID

EXPLORE

 BUILD & PRICE

COMPETITIVE COMPARISON

STANDARD SPECIFICATIONS

● Standard — Not Available ^ Available	LX700h
Roof Mounted Shark Fin Antenna	●
Bluetooth Capability	●
SiriusXM Audio	●
HD Radio	●
12.3" HD Touchscreen Display	●
25 Speaker Mark Levinson Premium Audio System	●
Lexus Interface with Safety Connect (up to 10 yr. trial), Service Connect (up to 10 yr. trial), Remote Connect (3 yr. trial) and Drive Connect (3 yr. trial)	●

INTERIOR

CLIMATE CONTROL

4-Zone Independent Automatic Climate Control	●
Lexus Climate Concierge	●
Dust, Pollen, Deodorizing Air Filter	●

INSTRUMENTATION

Colour TFT Multi Information Display	●
Head-Up Display	●

INTERIOR LIGHTING

Ambient Lighting	●
------------------	---

INTERIOR MIRRORS

Digital Display Rear View Mirror with Garage Door Opener	●
--	---

SEATS

Semi-Aniline Leather Seats	●
2-way Power Adjustable Driver Lumbar Support	^
Heated 2nd Row Seats	●
10-way Power Adjustable Driver Seat, 8-way Power Adjustable Passenger Seat	●
Passenger Seat Power Cushion Extender	●
Rear 4 Way Manual VIP Headrests	^
Driver and Rear Massage Seats (Front Passenger Excluded)	^
Power Adjustable Front Headrest (Passenger Only)	^
Remove: 4-way Power Adjustable Driver and Passenger Lumbar Support	^
Remove: Front Massage Seats (Driver & Passenger)	^
Adjustable Front Headrest (Driver Only)	^
4-way Power Adjustable Driver and Passenger Lumbar Support	●
3 Rows	^
Adjustable Front Headrests	●
Front Massage Seats (Driver & Passenger)	●
3rd Row Power Folding Auto Arranging Seats	^

2025 LXH HYBRID

EXPLORE

 BUILD & PRICE

COMPETITIVE COMPARISON

STANDARD SPECIFICATIONS

● Standard — Not Available ^ Available

LX700h

2 Rows

●

STEERING WHEEL

Power Tilt & Telescopic Steering Wheel

●

Heated Leather Wrapped Wood Steering Wheel

^

TRIM

Rear Semi Aniline Armrest

●

WINDOWS

Electric Rear Window Defroster

●

POWERTRAIN & MECHANICAL

ENGINE

Active Sound Control

●

Lexus Hybrid Drive

●

3.4 Litre Twin Turbo V6

●

MECHANICAL FEATURES

Drive Mode Select (5 modes)

●

Easy Close Doors - Back Door

●

SUSPENSION

Independent Double Wishbone Front Suspension

●

Active Height control (X-AHC)

●

4 Link Rear Suspension

●

Front and Rear Hydraulic Suspension

●

TRANSMISSION

10-speed Direct Shift Automatic Transmission

●

SAFETY & CONVENIENCE

CONVENIENCE

Power Back Door with Kick Sensor

●

Smart Key System w/Push Button Start

●

Cool Box

●

Rear Wireless Charging

^

12V DC Accessory Connectors (Front and Rear) + 120V
2nd Row Accessory Power Outlet

●

Rear Quarter Glass Manual Sunshade

●

LEXUS SAFETY SYSTEM+ 3.0

Pre-Collision System with Pedestrian Detection, Bicycle
Detection and Motorcycle Detection

●

Dynamic Radar Cruise Control with Curve Speed
Management

●

Lane Departure Alert with Steering Assist

●

2025 LXH HYBRID

EXPLORE

 BUILD & PRICE

COMPETITIVE COMPARISON

STANDARD SPECIFICATIONS

● Standard — Not Available ^ Available	LX700h
Left Turn Oncoming Vehicle Detection/Braking	●
Lane Tracing Assist	●
Automatic High Beam	●
Front Cross Traffic Alert (FCTA)	●
Lane Change Assist	●
Risk Avoidance Emergency Steer Assist (With Active Support)	●
Traffic Jam Assist	●
Driver Monitor Camera	●

SAFETY

Driver Knee Airbag	^
Passenger Knee Airbags	^
Driver Airbag Supplemental Restraint System (SRS)	●
Passenger Airbag Supplemental Restraint System (SRS)	●
Front Tow Hooks	●
Rear Seat Cushion Airbag	●
Panoramic View Monitor	●
Intuitive Parking Assist with Auto Braking	●
Anchor Points for Child Restraint Seats	●
Rear Knee Airbag	●
Driver/Passenger Front and Rear Side and Curtain Airbags	●

STAR SAFETY SYSTEM

Star Safety System: Smart Stop Technology (SST)	●
Star Safety System: Vehicle Stability Control (VSC)	●
Star Safety System: Anti-lock Brake System (ABS)	●
Star Safety System: Traction Control (TRAC)	●
Star Safety System: Electronic Brake Force Distribution (EBD)	●
Star Safety System: Brake Assist (BA)	●

DIMENSIONS

DIMENSIONS

Transmission	AUTOMATIC
Drivetrain	AWD
Number Cylinders	6
Body Type	AWD
Horsepower (kW)	457 @ 5200 RPM
Fuel Capacity litres (gal.)	68 (18)
Fuel Consumption - City/Highway/Combined L/100km	12.5/10.7/11.7
Fuel Consumption - City/Highway/Combined mpg	23/26/24
Length mm (in.)	5095 (200.6)

PRODUCT SUMMARY

2025 LXH HYBRID

EXPLORE

 BUILD & PRICE

COMPETITIVE COMPARISON

STANDARD SPECIFICATIONS

● Standard — Not Available ^ Available		LX700h
Width mm (in.)		1990 (78.3)
Height mm (in.)		1895 (74.6)
Wheelbase mm (in.)		2850 (112.2)
Ground Clearance mm (in.)		205 (8.1)
Seating Capacity		5
Airbags		10
Front Headroom mm (in.)		960 (37.8)
Rear Headroom mm (in.)		990 (39)
Front Legroom mm (in.)		1045 (41.1)
Rear Legroom mm (in.)		930 (36.6)
Front Shoulder Room mm (in.)		1560 (61.4)
Rear Shoulder Room mm (in.)		1495 (58.8)
Gross Vehicle Weight kg (lbs)		3380 (7451.6)
Towing Capacity kg (lbs.)		3625 (7992)
Base Curb Weight kg (lbs.)		2840 (6261.1)
Departure Angle (Degrees)		21
Number of Tires		5
Front Tread mm (in.)		1677 (66)
Rear Tread mm (in.)		1678 (66.1)

2025 LXH HYBRID

EXPLORE

 BUILD & PRICE

COMPETITIVE COMPARISON

IMPORTANT PRODUCT INFORMATION

This page contains information and product warnings for a wide variety of specifications, not all of which will be specifications that come with your selected vehicle.

Global supply issues affecting the automotive manufacturing industry are causing new vehicle delivery delays and inventory of some vehicles may be limited. Please contact your local Toyota dealer for information about availability of your preferred Toyota vehicle

* Payload Capacity is the calculation of GVWR minus curb weight and should be used for comparison purposes only. The maximum amount of passenger and cargo weight your vehicle can carry is the Load Carrying Capacity indicated on the label(s) on the driver's doorjamb.

** Due to supply chain shortages, until further notice certain 2023 models equipped with the Digital Display Rear View Mirror will be built with the Auto-Dimming Mirror instead. Please reach out to a Toyota dealership for more details.

Connected Services (general mentions)

Driving while distracted can result in loss of vehicle control. Some features may be locked out while the vehicle is in gear. To reduce risk of accident while driving, exercise care when using the systems (even with the voice commands) and obey all local laws concerning use of the systems while driving (as some laws prohibit the use of electronic devices while operating a vehicle). Once the Connected Services by Toyota trial subscription expires, paid enrollment is required. Apple CarPlay, iPhone and Siri are trademarks of Apple Inc. Android Auto and Google Assistant are trademarks of Google LLC. A compatible customer phone pairing is required and customers are responsible for all data charges. Services are dependent upon connection to a compatible wireless network, provided by a third-party wireless service provider. Toyota is not responsible for cellular network discontinuance and will not provide compensation for reduced service availability.

Remote Connect. Use only if aware of circumstances surrounding vehicle and it is legal and safe to do so (e.g., do not remotely start engine if vehicle is in an enclosed space or vehicle is occupied by a child). Remote Connect depends on factors outside of Toyota's control, including an operative telematics device, a cellular connection, GPS signal, and the availability of a compatible wireless network, without which system functionality and availability may be limited or precluded. Digital Key also requires Bluetooth connectivity. Service may vary by vehicle and region. Requires app download and registration/subscription after trial (if applicable). Terms of Use apply. Data charges may apply. Remote start/stop not available on manual transmission-equipped vehicles. Services subject to change at any time without notice.

Safety Connect depends on factors outside of Toyota's control, including an operative telematics device, a cellular connection, GPS signal, and the availability of a compatible wireless network, without which system functionality and availability may be limited or precluded, including access to response center and emergency support. Stolen vehicle police report required to use Stolen Vehicle Locator. Automatic Collision Notification activates only in limited circumstances. Requires app download/registration and subscription after trial (if applicable). Service subject to change at any time without notice. Terms of Use apply. Service may vary by vehicle and region. See usage precautions and service limitations in Owner's Manual.

Drive Connect services not available in every city or roadway.

Service Connect information provided is based on the last time data was collected from the vehicle and is not real time data. Service Connect is not renewable as a stand-alone service and requires a subscription to any of Safety Connect, Remote Connect or Drive Connect upon trial expiration.

Birds Eye Camera: Cold weather and other environmental factors may limit system. Operates at low speed or when parked. Do not rely exclusively on the system as it is not intended to replace safe attentive operation of the vehicle. You should also look around outside your vehicle, over your shoulder and use your mirrors to confirm clearance.

Qi Wireless charging: Qi wireless charging may not be compatible with all mobile phones, MP3/WMA players and like models. When using the wireless charging system avoid placing metal objects between the wireless charger and the mobile device when charging is active. Doing so may cause metal objects to become hot and could cause burns.

Towing Capability: Before towing, confirm your vehicle and trailer are compatible, hooked up and loaded properly and that you have any necessary additional equipment. Do not exceed any Weight Ratings and follow all instructions in your Owner's Manual. The maximum you can tow depends on base curb weight plus the total weight of any cargo, occupants, and added vehicle equipment. "Added vehicle equipment" includes additional standard/optional equipment and accessories added by the manufacturer, dealers, and /or vehicle owners. The only way to be certain of your vehicle's exact curb weight is to weigh your vehicle without passengers or cargo. Installation of a tow hitch receiver or other accessories located near the rear bumper may require disabling or removing the kick sensor, and the sensor operation setting in your vehicle should be turned off. See Owner's Manual for limitations.

Toyota Safety Sense (TSS) Drivers should always be responsible for their own safe driving. Please always pay attention to your surroundings and drive safely. Depending on the conditions of roads, vehicles, weather, etc., the TSS systems may not work as intended.

Pre-Collisions System with Pedestrian & Bicyclist Detection: The TSS Pre-Collision System is designed to help avoid or reduce the impact speed and damage in certain frontal collisions only. The Pedestrian and Bicycle Detection system is designed to detect a pedestrian and bicyclist ahead of the vehicle, determine if impact is imminent and help reduce impact speed. It is not a substitute for safe and attentive driving. System effectiveness depends on many factors, such as speed, size and position of pedestrians and bicyclists, driver input and weather, light and road conditions. Do not overly rely on the Intuitive Intersection Support system. Always visually confirm that it is safe to proceed. System may not operate depending on the traffic conditions and intersection configuration. Intersection Support will NOT detect pedestrians crossing the road in the same direction as the vehicle. Emergency Steering Assist may not operate if an oncoming vehicle or an obstacle that would prevent a safe evasive manoeuvre are detected.

Automatic High Beam: Automatic High Beam system operates at speeds above approximately 34 km/h. Factors such as a dirty windshield, variable weather, lighting conditions and hilly terrain will limit effectiveness, requiring the driver to manually turn it off.

Lane Departure Alert with Steering Assist: Lane Departure Alert with Steering Assist is designed to read lane markers under certain conditions and provide visual and audible alerts and slight steering force when lane departure is detected. It is not a collision-avoidance system or a substitute for safe and attentive driving.

Dynamic Radar Cruise Control: Dynamic Radar Cruise Control is designed to assist the driver and is not a collision-avoidance system or a substitute for safe and attentive driving practices. System effectiveness depends on many factors such as weather, traffic and road conditions.

Lane Tracing (Trace) Assist (LTA): Lane Tracing (Trace) Assist (LTA) is designed to read visible lane markers and detect other vehicles under certain conditions. When potential lane departure is detected, LTA provides a visual warning and either an audible alert or vibration in the steering wheel and can apply a slight steering force. It is not a collision-avoidance system or a substitute for safe and attentive driving. Effectiveness is dependent on many factors including road, weather and vehicle conditions.

Colours: Not all exterior and interior colour options are available for every model. Some colours are available at an additional cost. Contact your Dealer for more information.

Fuel efficiency estimates: Fuel efficiency estimates were determined using approved Government of Canada Test Methods. Actual fuel consumption will vary based on driving habits and other factors.

Blind Spot Monitor System and Rear Cross-Traffic Alert System: Do not rely exclusively on the Blind Spot Monitor System and Rear Cross-Traffic Alert System. They are not collision-avoidance systems or substitutes for safe and attentive driving. Short Range Key Fob Remote Start: Active DCM required. DCM is active during connected services trial periods or with a paid subscription for connected services. Waiving your connected services will deactivate the DCM.

Details on the above features can be found in the Owner's Manuals (available on-line at toyota.ca) or through your local Toyota Dealer and pertains specifically to vehicles sold in Canada at authorized Toyota dealerships only. Every effort has been made to ensure the specifications and equipment described are accurate based on information available at time of creation of this Product Summary. In some cases, certain changes in production capacity, standard equipment, options or product delays may occur which would not be automatically reflected in this Product Summary. Toyota Canada Inc. reserves the right to make these changes without notice or obligation. The Toyota website toyota.ca is updated regularly and it or your Toyota Dealer are your best source for up-to-date information.

Date and mileage limitations refer to whichever comes first from the date of first purchase. Warranty coverage is subject to other terms and conditions. Refer to applicable Warranty and Maintenance Guide for full details.

2025 LX GAS

EXPLORE

 BUILD & PRICE

COMPETITIVE COMPARISON

MODELS











PACKAGE

- Premium
- F Sport
 - Luxury

AVAILABLE EXTERIOR COLOURS

-  Manganese Lustre
-  Eminent White Pearl
-  Caviar
-  Atomic Silver
-  Nori Green Pearl
-  Ultra White

AVAILABLE INTERIOR COLOURS

-  Crimson Semi-Aniline Leather
-  Circuit Red with Hadori Aluminum Trim Semi-Aniline Leather
-  Black with Black Open-Pore Wood Trim Semi-Aniline Leather
-  Palomino with Brown Open-Pore Wood Trim Semi-Aniline Leather
-  White w/Peppercorn Accents Semi-Aniline Leather
-  Crimson Leather
-  Black with Hadori Aluminum Trim Semi-Aniline Leather
-  Black with Black Open-Pore Wood Trim Leather



2025 LX GAS

EXPLORE

 BUILD & PRICE

COMPETITIVE COMPARISON

OPTIONAL PACKAGES

LX 600

LUXURY

- LEXUS Courtesy Logo Illumination
 - Dual Rear Seat Entertainment System
 - Digital Display Rear View Mirror with Garage Door Opener
 - 2nd Row Power Folding Auto Arranging Seats
 - Wood Door Trim
- P265/50R22
 - 25 Speaker Mark Levinson Premium Audio System
 - Semi-Aniline Leather Seats
 - Front Massage Seats (Driver & Passenger)
- 22" Aluminum Alloy Wheels
 - Ambient Lighting
 - Ventilated 2nd Row Seats
 - Heated Leather Wrapped Wood Steering Wheel

F SPORT

- F SPORT Courtesy Logo Illumination
 - 25 Speaker Mark Levinson Premium Audio System
 - Semi-Aniline Leather Seats
 - Aluminum Sport Pedals with Rubber Inserts
 - Front Performance Rod
- P265/50R22
 - Ambient Lighting
 - Ventilated 2nd Row Seats
 - Aluminum Interior Trim
- 22" F SPORT Aluminum Alloy Wheels
 - Digital Display Rear View Mirror with Garage Door Opener
 - Front Massage Seats (Driver & Passenger)
 - Torque Sensing Limited Slip Differential

2025 LX GAS

EXPLORE

 BUILD & PRICE

COMPETITIVE COMPARISON

STANDARD SPECIFICATIONS

● Standard — Not Available ^ Available

LX 600

EXTERIOR

EXTERIOR

Power Slide / Tilt Moonroof	●
Black Mud Guards	●
Rear Spoiler	●
LEXUS Courtesy Logo Illumination	^
F SPORT Courtesy Logo Illumination	^

EXTERIOR LIGHTING

Headlamp Washers	●
Premium Triple-Beam LED Headlamps	●
Cornering Lamps	●
LED Rear Combination Lamps	●
Full Width Blade Tail Lamps	●

EXTERIOR MIRRORS

Power Adjustable Heated Exterior Mirrors	●
--	---

MECHANICAL FEATURES

Class IV Towing Receiver hitch	●
Trailer Sway Control	●
Hill-start Assist Control (HAC)	●
DAC (Downhill Assist Control)	●
Multi-Terrain Select	●
Crawl Control (CRAWL)	●

TIRES

265/55R20	●
P265/50R22	^

WHEELS

20" Aluminum Alloy Wheels	●
22" Aluminum Alloy Wheels	^
22" F SPORT Aluminum Alloy Wheels	^

WIPERS

Windshield Wiper Deicer	●
Rain Sensing Wipers	●
Rear Window Wiper	●

INFOTAINMENT

AUDIO

2025 LX GAS

EXPLORE

 BUILD & PRICE

COMPETITIVE COMPARISON

STANDARD SPECIFICATIONS

● Standard — Not Available ^ Available	LX 600
6 USB Charging Ports	●
2 3rd Row USB Charging Ports	●
Dual Rear Seat Entertainment System	^

LEXUS INTERFACE

Wireless Apple CarPlay Compatability	●
Wireless Android Auto Compatability	●
Lexus Assistant	●
Roof Mounted Shark Fin Antenna	●
10 Speakers	●
Bluetooth Capability	●
SiriusXM Audio	●
HD Radio	●
12.3" HD Touchscreen Display	●
Lexus Interface with Safety Connect (up to 10 yr. trial), Service Connect (up to 10 yr. trial), Remote Connect (3 yr. trial) and Drive Connect (3 yr. trial)	●
25 Speaker Mark Levinson Premium Audio System	^

INTERIOR

CLIMATE CONTROL

Lexus Climate Concierge	●
Dust, Pollen, Deodorizing Air Filter	●

INSTRUMENTATION

Colour TFT Multi Information Display	●
Head-Up Display	●
12.3" Digital Gauge Cluster	●

INTERIOR MIRRORS

Electrochromic Rear View Mirror w/Homelink (EC)	●
Digital Display Rear View Mirror with Garage Door Opener	^

SEATS

Leather Seats	●
Easy Access Memory System	●
Heated Front Seats	●
Ventilated Front Seats	●
Heated 2nd Row Seats	●
4-way Power Adjustable Driver and Passenger Lumbar Support	●
10-way Power Adjustable Driver Seat, 8-way Power Adjustable Passenger Seat	●
3 Rows	●
Remove: 4-way Power Adjustable Passenger Lumbar Support	●

2025 LX GAS

EXPLORE

 BUILD & PRICE

COMPETITIVE COMPARISON

STANDARD SPECIFICATIONS

● Standard — Not Available ^ Available	LX 600
Multi Support Front Seat	●
Passenger Seat Power Cushion Extender	●
Adjustable Front Headrests	●
Semi-Aniline Leather Seats	^
Ventilated 2nd Row Seats	^
2nd Row Power Folding Auto Arranging Seats	^
Front Massage Seats (Driver & Passenger)	^

STEERING WHEEL

Power Tilt & Telescopic Steering Wheel	●
Heated Leather Wrapped Steering Wheel	●
Heated Leather Wrapped Wood Steering Wheel	^

TRIM

Coat Hooks	●
Front LED Illuminated Aluminum Scuff Plates	●
Wood Door Trim	^
Aluminum Sport Pedals with Rubber Inserts	^
Aluminum Interior Trim	^

WINDOWS

Electric Rear Window Defroster	●
--------------------------------	---

INTERIOR LIGHTING

Ambient Lighting	^
------------------	---

POWERTRAIN & MECHANICAL

BRAKES

Multi-terrain ABS	●
-------------------	---

ENGINE

Active Sound Control	●
3.4 Litre Twin Turbo V6	●

MECHANICAL FEATURES

Drive Mode Select (5 modes)	●
Easy Close Doors - Back Door	●
Easy Close Doors - Side Door	●
Torque Sensing Limited Slip Differential	^

SUSPENSION

Independent Double Wishbone Front Suspension	●
Adaptive Variable Suspension (AVS)	●
Active Height control (X-AHC)	●

2025 LX GAS

EXPLORE

 BUILD & PRICE

COMPETITIVE COMPARISON

STANDARD SPECIFICATIONS

● Standard — Not Available ^ Available	LX 600
4 Link Rear Suspension	●
Front and Rear Hydraulic Suspension	●
Front Performance Rod	^

TRANSMISSION

Paddle Shifters	●
10-speed Direct Shift Automatic Transmission	●

SAFETY & CONVENIENCE

CONVENIENCE

Power Door Locks	●
Power Back Door with Kick Sensor	●
Smart Key System w/Push Button Start	●
Digital Key	●
Wireless Charging - Front	●
Cool Box	●
12V DC Accessory Connectors (Front and Rear) + 120V 2nd Row Accessory Power Outlet	●
Rear Quarter Glass Manual Sunshade	●

LEXUS SAFETY SYSTEM+ 2.5

Automatic High Beam	●
Full-Speed Range Dynamic Radar Cruise Control	●
Pre-Collision System with Pedestrian Detection and Bicycle Detection	●
Lane Departure Alert with Steering Assist	●
Lane Tracing Assist	●
Left Turn Intersection Support	●
Front-to-Front Risk Detection	●

LEXUS SAFETY SYSTEM+ 3.0

Front Cross Traffic Alert (FCTA)	●
Lane Change Assist	●
Traffic Jam Assist	●
Driver Monitor Camera	●

SAFETY

Driver Knee Airbag	●
Passenger Knee Airbags	●
Driver Airbag Supplemental Restraint System (SRS)	●
Passenger Airbag Supplemental Restraint System (SRS)	●
Front Tow Hooks	●
Rear Seat Cushion Airbag	●
Panoramic View Monitor	●

2025 LX GAS

EXPLORE

 BUILD & PRICE

COMPETITIVE COMPARISON

STANDARD SPECIFICATIONS

● Standard — Not Available ^ Available	LX 600
Multi-Terrain Monitor	●
Rear Tow Hook	●
Blind Spot Monitoring with RCTA and RCTB	●
Intuitive Parking Assist with Auto Braking	●
Anchor Points for Child Restraint Seats	●
Rear Knee Airbag	●
Driver/Passenger Front and Rear Side and Curtain Airbags	●

STAR SAFETY SYSTEM

Star Safety System: Smart Stop Technology (SST)	●
Star Safety System: Vehicle Stability Control (VSC)	●
Star Safety System: Anti-lock Brake System (ABS)	●
Star Safety System: Traction Control (TRAC)	●
Star Safety System: Electronic Brake Force Distribution (EBD)	●
Star Safety System: Brake Assist (BA)	●

DIMENSIONS

DIMENSIONS

Transmission	AUTOMATIC
Drivetrain	AWD
Number Cylinders	6
Body Type	AWD
Horsepower (kW)	409 @ 5200 RPM
Fuel Capacity litres (gal.)	80 (21)
Fuel Consumption - City/Highway/Combined L/100km	14.2/10.8/12.7
Length mm (in.)	5095 (200.6)
Width mm (in.)	1990 (78.3)
Height mm (in.)	1895 (74.6)
Wheelbase mm (in.)	2850 (112.2)
Ground Clearance mm (in.)	205 (8.1)
Seating Capacity	7
Airbags	10
Front Headroom mm (in.)	960 (37.8)
Rear Headroom mm (in.)	990 (39)
3rd Seat Headroom mm (in.)	895 (35.2)
Front Legroom mm (in.)	1045 (41.1)
Rear Legroom mm (in.)	930 (36.6)
3rd Seat Legroom mm (in.)	790 (31.1)
Front Shoulder Room mm (in.)	1560 (61.4)
Rear Shoulder Room mm (in.)	1495 (58.8)

2025 LX GAS

EXPLORE

 BUILD & PRICE

COMPETITIVE COMPARISON

STANDARD SPECIFICATIONS

● Standard — Not Available ^ Available

LX 600

3rd Seat Shoulder Room mm (in.)	1425 (56.1)
Gross Vehicle Weight kg (lbs)	3280.02 (7231.2)
Towing Capacity kg (lbs.)*	3625 (7992)
Payload(GVWR-curb weight) kg (lbs.)	620 (1367)
Base Curb Weight kg (lbs.)	2660 (5864.3)
Approach Angle (Degrees)	21
Departure Angle (Degrees)	21
Number of Tires	5
Front Tread mm (in.)	1677 (66)
Rear Tread mm (in.)	1678 (66.1)

2025 LX GAS

EXPLORE

 BUILD & PRICE

COMPETITIVE COMPARISON

IMPORTANT PRODUCT INFORMATION

This page contains information and product warnings for a wide variety of specifications, not all of which will be specifications that come with your selected vehicle.

Global supply issues affecting the automotive manufacturing industry are causing new vehicle delivery delays and inventory of some vehicles may be limited. Please contact your local Toyota dealer for information about availability of your preferred Toyota vehicle

* Payload Capacity is the calculation of GVWR minus curb weight and should be used for comparison purposes only. The maximum amount of passenger and cargo weight your vehicle can carry is the Load Carrying Capacity indicated on the label(s) on the driver's doorjamb.

** Due to supply chain shortages, until further notice certain 2023 models equipped with the Digital Display Rear View Mirror will be built with the Auto-Dimming Mirror instead. Please reach out to a Toyota dealership for more details.

Connected Services (general mentions)

Driving while distracted can result in loss of vehicle control. Some features may be locked out while the vehicle is in gear. To reduce risk of accident while driving, exercise care when using the systems (even with the voice commands) and obey all local laws concerning use of the systems while driving (as some laws prohibit the use of electronic devices while operating a vehicle).

Once the Connected Services by Toyota trial subscription expires, paid enrollment is required. Apple CarPlay, iPhone and Siri are trademarks of Apple Inc. Android Auto and Google Assistant are trademarks of Google LLC. A compatible customer phone pairing is required and customers are responsible for all data charges. Services are dependent upon connection to a compatible wireless network, provided by a third-party wireless service provider. Toyota is not responsible for cellular network discontinuance and will not provide compensation for reduced service availability.

Remote Connect. Use only if aware of circumstances surrounding vehicle and it is legal and safe to do so (e.g., do not remotely start engine if vehicle is in an enclosed space or vehicle is occupied by a child). Remote Connect depends on factors outside of Toyota's control, including an operative telematics device, a cellular connection, GPS signal, and the availability of a compatible wireless network, without which system functionality and availability may be limited or precluded. Digital Key also requires Bluetooth connectivity. Service may vary by vehicle and region. Requires app download and registration/subscription after trial (if applicable). Terms of Use apply. Data charges may apply. Remote start/stop not available on manual transmission-equipped vehicles. Services subject to change at any time without notice.

Safety Connect depends on factors outside of Toyota's control, including an operative telematics device, a cellular connection, GPS signal, and the availability of a compatible wireless network, without which system functionality and availability may be limited or precluded, including access to response center and emergency support. Stolen vehicle police report required to use Stolen Vehicle Locator. Automatic Collision Notification activates only in limited circumstances. Requires app download/registration and subscription after trial (if applicable). Service subject to change at any time without notice. Terms of Use apply. Service may vary by vehicle and region. See usage precautions and service limitations in Owner's Manual.

Drive Connect services not available in every city or roadway.

Service Connect information provided is based on the last time data was collected from the vehicle and is not real time data. Service Connect is not renewable as a stand-alone service and requires a subscription to any of Safety Connect, Remote Connect or Drive Connect upon trial expiration.

Birds Eye Camera: Cold weather and other environmental factors may limit system. Operates at low speed or when parked. Do not rely exclusively on the system as it is not intended to replace safe attentive operation of the vehicle. You should also look around outside your vehicle, over your shoulder and use your mirrors to confirm clearance.

Qi Wireless charging: Qi wireless charging may not be compatible with all mobile phones, MP3/WMA players and like models. When using the wireless charging system avoid placing metal objects between the wireless charger and the mobile device when charging is active. Doing so may cause metal objects to become hot and could cause burns.

Towing Capability: Before towing, confirm your vehicle and trailer are compatible, hooked up and loaded properly and that you have any necessary additional equipment. Do not exceed any Weight Ratings and follow all instructions in your Owner's Manual. The maximum you can tow depends on base curb weight plus the total weight of any cargo, occupants, and added vehicle equipment. "Added vehicle equipment" includes additional standard/optional equipment and accessories added by the manufacturer, dealers, and /or vehicle owners. The only way to be certain of your vehicle's exact curb weight is to weigh your vehicle without passengers or cargo. Installation of a tow hitch receiver or other accessories located near the rear bumper may require disabling or removing the kick sensor, and the sensor operation setting in your vehicle should be turned off. See Owner's Manual for limitations.

Toyota Safety Sense (TSS) Drivers should always be responsible for their own safe driving. Please always pay attention to your surroundings and drive safely. Depending on the conditions of roads, vehicles, weather, etc., the TSS systems may not work as intended.

Pre-Collisions System with Pedestrian & Bicyclist Detection: The TSS Pre-Collision System is designed to help avoid or reduce the impact speed and damage in certain frontal collisions only. The Pedestrian and Bicycle Detection system is designed to detect a pedestrian and bicyclist ahead of the vehicle, determine if impact is imminent and help reduce impact speed. It is not a substitute for safe and attentive driving. System effectiveness depends on many factors, such as speed, size and position of pedestrians and bicyclists, driver input and weather, light and road conditions. Do not overly rely on the Intuitive Intersection Support system. Always visually confirm that it is safe to proceed. System may not operate depending on the traffic conditions and intersection configuration. Intersection Support will NOT detect pedestrians crossing the road in the same direction as the vehicle. Emergency Steering Assist may not operate if an oncoming vehicle or an obstacle that would prevent a safe evasive manoeuvre are detected.

Automatic High Beam: Automatic High Beam system operates at speeds above approximately 34 km/h. Factors such as a dirty windshield, variable weather, lighting conditions and hilly terrain will limit effectiveness, requiring the driver to manually turn it off.

Lane Departure Alert with Steering Assist: Lane Departure Alert with Steering Assist is designed to read lane markers under certain conditions and provide visual and audible alerts and slight steering force when lane departure is detected. It is not a collision-avoidance system or a substitute for safe and attentive driving.

Dynamic Radar Cruise Control: Dynamic Radar Cruise Control is designed to assist the driver and is not a collision-avoidance system or a substitute for safe and attentive driving practices. System effectiveness depends on many factors such as weather, traffic and road conditions.

Lane Tracing (Trace) Assist (LTA): Lane Tracing (Trace) Assist (LTA) is designed to read visible lane markers and detect other vehicles under certain conditions. When potential lane departure is detected, LTA provides a visual warning and either an audible alert or vibration in the steering wheel and can apply a slight steering force. It is not a collision-avoidance system or a substitute for safe and attentive driving. Effectiveness is dependent on many factors including road, weather and vehicle conditions.

Colours: Not all exterior and interior colour options are available for every model. Some colours are available at an additional cost. Contact your Dealer for more information.

Fuel efficiency estimates: Fuel efficiency estimates were determined using approved Government of Canada Test Methods. Actual fuel consumption will vary based on driving habits and other factors.

Blind Spot Monitor System and Rear Cross-Traffic Alert System: Do not rely exclusively on the Blind Spot Monitor System and Rear Cross-Traffic Alert System. They are not collision-avoidance systems or substitutes for safe and attentive driving. Short Range Key Fob Remote Start: Active DCM required. DCM is active during connected services trial periods or with a paid subscription for connected services. Waiving your connected services will deactivate the DCM.

Details on the above features can be found in the Owner's Manuals (available on-line at toyota.ca) or through your local Toyota Dealer and pertains specifically to vehicles sold in Canada at authorized Toyota dealerships only. Every effort has been made to ensure the specifications and equipment described are accurate based on information available at time of creation of this Product Summary. In some cases, certain changes in production capacity, standard equipment, options or product delays may occur which would not be automatically reflected in this Product Summary. Toyota Canada Inc. reserves the right to make these changes without notice or obligation. The Toyota website toyota.ca is updated regularly and it or your Toyota Dealer are your best source for up-to-date information.

Date and mileage limitations refer to whichever comes first from the date of first purchase. Warranty coverage is subject to other terms and conditions. Refer to applicable Warranty and Maintenance Guide for full details.