

2025 GX GAS

EXPLORE

 BUILD & PRICE

COMPETITIVE COMPARISON







MODELS










PACKAGE

- Signature
- Premium
 - Overtrail
 - Luxury
 - Overtrail +
 - Executive

AVAILABLE EXTERIOR COLOURS

-  Nightfall Mica
-  Caviar
-  Nebula Grey Pearl
-  Incognito
-  Earth with Black Roof
-  Atomic Silver with Black Roof
-  Nori Green Pearl
-  Atomic Silver
-  Nori Green Pearl with Black Roof
-  Incognito with Black Roof
-  Eminent White Pearl

AVAILABLE INTERIOR COLOURS

-  Saddle Tan with Brown Grained Trim NuLuxe
-  Black with Black Grained Trim NuLuxe
-  Chateau with Black Grained Trim NuLuxe
-  Black with Black Grained Trim Semi-Aniline Leather
-  Black with Black Grained Trim NuLuxe
-  Saddle Tan with Brown Grained Trim Semi-Aniline Leather
-  Dapple Gray with Black Grained Trim Semi-Aniline Leather



2025 GX GAS

EXPLORE

 BUILD & PRICE

COMPETITIVE COMPARISON

OPTIONAL PACKAGES

GX 550

EXECUTIVE

- Power Running Board
 - Cornering Lamps
 - 22" Forged Alloy Wheels
- Panoramic Moonroof With Dimming Feature
 - Memory Mirrors
 - 21 Speaker Mark Levinson Premium Audio System
- LED Fog Lamps
 - P265/50R22
 - Lexus Interface with Safety Connect (up to 10 yr. trial), Service Connect (up to 10 yr. trial), Remote Connect (3 yr. trial) and Drive Connect (3 yr. trial)
- Head-Up Display
 - Semi-Aniline Leather Seats
 - Power Folding Third Row Seats (50/50)
 - LED Illuminated Scuff Plates
 - Drive Mode Select (5 modes)
 - Cool Box
 - Smart Key System w/Push Button Start (4 Doors + Back Door)
 - Traffic Jam Assist***
 - Intuitive Parking Assist with Auto Braking and Rear Pedestrian Detection
- Thematic Ambient Illumination – 64 colours
 - 2nd Row Captain Seats
 - 2-way Power Adjustable Driver and Passenger Lumbar Support
 - Rear Side Window Privacy Glass
 - Adaptive Variable Suspension (AVS)
 - Rear Manual Sunshade
 - Front Cross Traffic Alert (FCTA)
 - Driver Monitor Camera
 - 4-way Adjustable Front Headrests
- Digital Display Rear View Mirror
 - Heated Rear Seats
 - Power Rear Seat Adjustments 50/50 Split
 - Front Side Acoustic Glass
 - Power Back Door with Kick Sensor
 - Digital Key (4 doors + back door)**
 - Lane Change Assist
 - Panoramic View Monitor

LUXURY

- LED Fog Lamps
 - P265/50R22
 - Lexus Interface with Safety Connect (up to 10 yr. trial), Service Connect (up to 10 yr. trial), Remote Connect (3 yr. trial) and Drive Connect (3 yr. trial)
- Cornering Lamps
 - 22" Forged Alloy Wheels
 - Head-Up Display
- Memory Mirrors
 - 21 Speaker Mark Levinson Premium Audio System
 - Thematic Ambient Illumination – 64 colours
- Semi-Aniline Leather Seats
 - 2-way Power Adjustable Driver and Passenger Lumbar Support
 - Front Side Acoustic Glass
 - Digital Key (4 doors + back door)**
 - Lane Change Assist
 - Panoramic View Monitor
- Heated Rear Seats
 - LED Illuminated Scuff Plates
 - Power Back Door with Kick Sensor
 - Smart Key System w/Push Button Start (4 Doors + Back Door)
 - Traffic Jam Assist***
 - Intuitive Parking Assist with Auto Braking and Rear Pedestrian Detection
- Power Folding Third Row Seats (50/50)
 - Rear Side Window Privacy Glass
 - Rear Manual Sunshade
 - Front Cross Traffic Alert (FCTA)
 - Driver Monitor Camera
 - 4-way Adjustable Front Headrests

PREMIUM

- LED Fog Lamps
 - 20" Black Machined Alloy Wheels
- Cornering Lamps
 - Lexus Interface with Safety Connect (up to 10 yr. trial), Service Connect (up to 10 yr. trial), Remote Connect (3 yr. trial) and Drive Connect (3 yr. trial)
 - Heated Rear Seats
 - Aluminum Scuff Plates
 - Power Back Door with Kick Sensor
 - Panoramic View Monitor
- Memory Mirrors
 - Head-Up Display
- Thematic Ambient Illumination – 64 colours
 - 2-way Power Adjustable Driver and Passenger Lumbar Support
 - Front Side Acoustic Glass
 - Smart Key System w/Push Button Start (4 Doors + Back Door)
- Power Folding Third Row Seats (50/50)
 - Rear Side Window Privacy Glass
 - Digital Key (4 doors + back door)**
 - Intuitive Parking Assist with Auto Braking and Rear Pedestrian Detection

OVERTRAIL +

- Bridge Type Roof Rails
 - Cornering Lamps
 - DAC (Downhill Assist Control)
 - Crawl Control with Turn Assist
 - 33" All-terrain Tires
 - Lexus Interface with Safety Connect (up to 10 yr. trial), Service Connect (up to 10 yr. trial), Remote Connect (3 yr. trial) and Drive Connect (3 yr. trial)
 - Thematic Ambient Illumination – 64 colours
- Black Wheel Arch Mouldings
 - Memory Mirrors
 - Locking Rear Differential
 - 265/70R18
 - 4 USB Charging Ports
 - 2-Zone Automatic Climate Control
 - Heated Rear Seats
- LED Fog Lamps
 - Front Skid Plate
 - Multi-Terrain Select
 - 18" Alloy Wheels
 - 21 Speaker Mark Levinson Premium Audio System
 - Head-Up Display
 - 2-way Power Adjustable Driver and Passenger Lumbar Support

2025 GX GAS

EXPLORE

 BUILD & PRICE

COMPETITIVE COMPARISON

- 2 Rows
 - Front Side Acoustic Glass
 - Adaptive Variable Suspension (AVS)
 - Rear Manual Sunshade
 - Front Cross Traffic Alert (FCTA)
 - Driver Monitor Camera
 - Intuitive Parking Assist with Auto Braking and Rear Pedestrian Detection
- LED Illuminated Scuff Plates
 - Drive Mode Select (5 modes)
 - Power Back Door with Kick Sensor
 - Digital Key (4 doors + back door)**
 - Lane Change Assist
 - Front Tow Hooks
 - 4-way Adjustable Front Headrests
- Rear Side Window Privacy Glass
 - Transmission Skid Plate
 - Cool Box
 - Smart Key System w/Push Button Start (4 Doors + Back Door)
 - Traffic Jam Assist***
 - Multi Terrain Monitor with Underfloor View

OVERTRAIL

- Bridge Type Roof Rails
 - Cornering Lamps
 - DAC (Downhill Assist Control)
 - Crawl Control with Turn Assist
 - 33" All-terrain Tires
- Black Wheel Arch Mouldings
 - Memory Mirrors
 - Locking Rear Differential
 - 265/70R18
 - 4 USB Charging Ports
- LED Fog Lamps
 - Front Skid Plate
 - Multi-Terrain Select
 - 18" Alloy Wheels
 - Lexus Interface with Safety Connect (up to 10 yr. trial), Service Connect (up to 10 yr. trial), Remote Connect (3 yr. trial) and Drive Connect (3 yr. trial)
 - Rear Side Window Privacy Glass
 - Adaptive Variable Suspension (AVS)
- 2-Zone Automatic Climate Control
 - Drive Mode Select (5 modes)
 - Front Tow Hooks
- 2 Rows
 - Transmission Skid Plate
 - Multi Terrain Monitor with Underfloor View

2025 GX GAS

EXPLORE

 BUILD & PRICE

COMPETITIVE COMPARISON

STANDARD SPECIFICATIONS

● Standard — Not Available ^ Available

GX 550

EXTERIOR

EXTERIOR

Power Slide / Tilt Moonroof	●
Roof Rails	●
Rear Spoiler	●
Painted Wheel Arch Mouldings	●
Bridge Type Roof Rails	^
Black Wheel Arch Mouldings	^
Power Running Board	^
Panoramic Moonroof With Dimming Feature	^
Running Boards	●

EXTERIOR LIGHTING

LED Fog Lamps	^
LED Taillamps	●
Auto Leveling Headlamp System	●
Headlamp Washers	●
Premium Triple-Beam LED Headlamps	●
Cornering Lamps	^

EXTERIOR MIRRORS

Power Folding Mirrors	●
Heated Side Mirrors	●
Memory Mirrors	^
Reverse Auto Tilt Mirrors	●
Electrochromic Side View Mirror (driver side only)	●

MECHANICAL FEATURES

Vehicle Stability Control (VSC)	●
Trailer Sway Control	●
Trailer Brake Controller	●
Ball Mount	●
Drive Mode Select (Sport, Eco and Normal Modes)	●
Front Skid Plate	^
DAC (Downhill Assist Control)	^
Locking Rear Differential	^
Multi-Terrain Select	^
Crawl Control with Turn Assist	^

TIRES

P265/50R22	^
------------	---

2025 GX GAS

EXPLORE

 BUILD & PRICE

COMPETITIVE COMPARISON

STANDARD SPECIFICATIONS

● Standard — Not Available ^ Available	GX 550
265/55R20	●
265/70R18	^

WHEELS

22" Forged Alloy Wheels	^
20" Black Machined Alloy Wheels	^
18" Alloy Wheels	^
33" All-terrain Tires	^
20" Black Alloy Wheels	●

WIPERS

Windshield Wiper Deicer	●
Intermittent Rear Window Wiper	●
Rain Sensing Wipers	●

INFOTAINMENT

AUDIO

21 Speaker Mark Levinson Premium Audio System	^
Six USB-C ports	●
10 Speakers	●
4 USB Charging Ports	^

LEXUS INTERFACE

Wireless Apple CarPlay Compatability	●
Wireless Android Auto Compatability	●
Lexus Assistant	●
Lexus Interface with 14" HD Touchscreen Display	●
Bluetooth Capability	●
SiriusXM Audio	●
Lexus Interface with Safety Connect (up to 10 yr. trial), Service Connect (up to 10 yr. trial), Remote Connect (3 yr. trial) and Drive Connect (3 yr. trial)	^
Lexus Interface with Safety Connect (up to 10 yr. trial), Service Connect (up to 10 yr. trial), Remote Connect (3 yr. trial) and Drive Connect capable (paid subscription required)	●

INTERIOR

CLIMATE CONTROL

3-Zone Automatic Climate Control	●
Dust, Pollen, Deodorizing Air Filter	●
2-Zone Automatic Climate Control	^

FLOORING

Carpet Floor Mats	●
All Season Floor Mats	●

2025 GX GAS

EXPLORE

 BUILD & PRICE

COMPETITIVE COMPARISON

STANDARD SPECIFICATIONS

● Standard — Not Available ^ Available

GX 550

INSTRUMENTATION

Head-Up Display	^
12.3-in. Colour TFT Multi Information Display	●

INTERIOR LIGHTING

Thematic Ambient Illumination – 64 colours	^
Ambient Illumination – Single colour	●

SEATS

Semi-Aniline Leather Seats	^
Heated Front Seats	●
Ventilated Front Seats	●
Heated Rear Seats	^
Rear Center Armrest	●
Power Folding Third Row Seats (50/50)	^
Power Rear Seat Adjustments 60/40 Split	●
2-way Power Adjustable Driver and Passenger Lumbar Support	^
3 Rows	●
Seating for seven	●
NuLuxe™ Seats	●
2 Rows	^
2nd Row Captain Seats	^
Power Rear Seat Adjustments 50/50 Split	^
2-way Power Adjustable Driver Lumbar Support	●

STEERING WHEEL

Power Tilt & Telescopic Steering with Memory	●
Heated Leather Wrapped Steering Wheel (Full Perimeter)	●

TRIM

LED Illuminated Scuff Plates	^
Aluminum Scuff Plates	^

TRUNK/CARGO

Cargo Area Mat	●
Tonneau Cover	●
Cargo Net	●

WINDOWS

Power Windows with Auto Up/Down for All Windows	●
Rear Window Defogger	●
Rear Privacy Glass	●

2025 GX GAS

EXPLORE

 BUILD & PRICE

COMPETITIVE COMPARISON

STANDARD SPECIFICATIONS

● Standard — Not Available ^ Available

GX 550

Flip-Up Rear Hatch Glass	●
Rear Side Window Privacy Glass	^
Front Side Acoustic Glass	^

INTERIOR MIRRORS

Digital Display Rear View Mirror	^
----------------------------------	---

POWERTRAIN & MECHANICAL

BRAKES

Antilock Braking System (ABS)	●
Electronic Brake Force Distribution (EBD)	●
Brake Assist (BA)	●
Electric Parking Brake (EPB)	●

ENGINE

Variable Valve Timing with Intelligence (VVT-i)	●
Active Noise Control	●
3.4 Litre Twin Turbo V6	●

MECHANICAL FEATURES

Torque Sensing Limited Slip Differential	●
Tow Hitch	●
Trailer Ball	●
Drive Mode Select (5 modes)	^
Transmission Skid Plate	^

STEERING MECHANICAL

Electric Power Steering (EPS)	●
-------------------------------	---

SUSPENSION

4 Link Rear Suspension	●
Electronic Kinetic Dynamic Suspension System (eKDSS)	●
Adaptive Variable Suspension (AVS)	^

TRANSMISSION

Paddle Shifters	●
10-speed Direct Shift Automatic Transmission	●

SAFETY & CONVENIENCE

CONVENIENCE

Garage Door Opener	●
Wireless Charger	●
Power Back Door with Kick Sensor	^

2025 GX GAS

EXPLORE

 BUILD & PRICE

COMPETITIVE COMPARISON

STANDARD SPECIFICATIONS

● Standard — Not Available ^ Available	GX 550
Rear Manual Sunshade	^
Digital Key (4 doors + back door)**	^
120V/400-watt AC cargo power outlet	●
Smart Key System w/Push Button Start (4 Doors + Back Door)	^
120V/400-watt AC power outlet in cargo area	●
Rear Camera Washer	●
Cool Box	^
Power Rear Door	●
Digital Key (2 doors + back door)**	●
Smart Key w/Push Button Start (2 Doors + Back Door)	●

LEXUS SAFETY SYSTEM+ 3.0

Road Sign Assist	●
Pre-Collision System with Pedestrian Detection, Bicycle Detection and Motorcycle Detection	●
Dynamic Radar Cruise Control with Curve Speed Management	●
Lane Departure Alert with Steering Assist	●
Risk Avoidance Emergency Steer Assist	●
Emergency Driving Stop Support	●
Left Turn Oncoming Vehicle Detection/Braking	●
Right/Left Turn Oncoming Pedestrian Detection/Braking	●
Automatic High Beam	●
Front Cross Traffic Alert (FCTA)	^
Lane Change Assist	^
Heated Front LEXUS Emblem	●
Traffic Jam Assist***	^
Driver Monitor Camera	^
Proactive Driving Assist (PDA)	●

SAFETY

Front Seat Side Airbags	●
Panoramic View Monitor	^
Driver and Front Passenger Knee Airbags	●
Blind Spot Monitor with RCTA	●
Front Passenger Seat Cushion Airbag	●
Rear Tow Hook	●
Intuitive Parking Assist with Auto Braking	●
Anchor Points for Child Restraint Seats	●
Dual Stage Driver & Passenger Airbags	●
Driver/Passenger Front and Rear Side and Curtain Airbags	●
Rear Seat Reminder	●

2025 GX GAS

EXPLORE

 BUILD & PRICE

COMPETITIVE COMPARISON

STANDARD SPECIFICATIONS

● Standard — Not Available ^ Available	GX 550
Traction Control System (TRAC)	●
Front Tow Hooks (1)	●
Intuitive Parking Assist with Auto Braking and Rear Pedestrian Detection	^
4-way Adjustable Front Headrests	^
Vertically-Adjustable Headrests	●
Front Tow Hooks	^
Multi Terrain Monitor with Underfloor View	^
Backup Camera with Back Guide Monitor	●

WARNING

Low Washer Fluid	●
Tire Pressure Monitoring System with Auto Location	●

DIMENSIONS

DIMENSIONS

Transmission	AUTOMATIC
Drivetrain	AWD
Number Cylinders	6
Body Type	4D
Horsepower (kW)	349 (257) @ 5200 RPM
Fuel Capacity litres (gal.)	79 (21)
Fuel Consumption - City/Highway/Combined L/100km	15.3/11.2/13.5
Fuel Consumption - City/Highway/Combined mpg	18/25/21
Length mm (in.)	5005 (197)
Width mm (in.)	1979 (77.9)
Height mm (in.)	1921 (75.6)
Wheelbase mm (in.)	2850 (112.2)
Ground Clearance mm (in.)	221 (8.7)
Seating Capacity	7
Airbags	10
Front Headroom mm (in.)	1001 (39.4)
Rear Headroom mm (in.)	1095 (43.1)
3rd Seat Headroom mm (in.)	900 (35.4)
Front Legroom mm (in.)	1047 (41.2)
Rear Legroom mm (in.)	933 (36.7)
3rd Seat Legroom mm (in.)	810 (31.9)
Front Shoulder Room mm (in.)	1512 (59.5)
Rear Shoulder Room mm (in.)	1453 (57.2)
3rd Seat Shoulder Room mm (in.)	1391 (54.8)
Cargo Capacity Behind Front Seats-Max. Cap. L (cu. Ft)	2178 (76.9)

2025 GX GAS

EXPLORE

 BUILD & PRICE

COMPETITIVE COMPARISON

STANDARD SPECIFICATIONS

● Standard — Not Available ^ Available

GX 550

Cargo Capacity Behind 2nd Seat-Max. Cap. L (cu.Ft.)	1138 (40.2)
Cargo Capacity Behind 3rd Seat-Max. Cap. L (cu.Ft)	292 (10.3)
Cargo Capacity L (cu. Ft.)	292 (10.3)
Gross Vehicle Weight kg (lbs)	3189.98 (7032.7)
Towing Capacity kg (lbs.)	4111 (9063)
Payload(GVWR-curb weight) kg (lbs.)	620 (1367)
Base Curb Weight kg (lbs.)	2570.01 (5665.9)
Turning Circle m. (ft.)	6 (19.7)
Approach Angle (Degrees)	26
Departure Angle (Degrees)	21
Coefficient of Drag (cd.)	0.4
Number of Tires	5
Front Tread mm (in.)	1669 (65.7)
Rear Tread mm (in.)	1669 (65.7)

2025 GX GAS

EXPLORE

 BUILD & PRICE

COMPETITIVE COMPARISON

IMPORTANT PRODUCT INFORMATION

This page contains information and product warnings for a wide variety of specifications, not all of which will be specifications that come with your selected vehicle. Global supply issues affecting the automotive manufacturing industry are causing new vehicle delivery delays and inventory of some vehicles may be limited. Please contact your local Toyota dealer for information about availability of your preferred Toyota vehicle

* Payload Capacity is the calculation of GVWR minus curb weight and should be used for comparison purposes only. The maximum amount of passenger and cargo weight your vehicle can carry is the Load Carrying Capacity indicated on the label(s) on the driver's doorjamb.

** Due to supply chain shortages, until further notice certain 2023 models equipped with the Digital Display Rear View Mirror will be built with the Auto-Dimming Mirror instead. Please reach out to a Toyota dealership for more details.

Connected Services (general mentions)

Driving while distracted can result in loss of vehicle control. Some features may be locked out while the vehicle is in gear. To reduce risk of accident while driving, exercise care when using the systems (even with the voice commands) and obey all local laws concerning use of the systems while driving (as some laws prohibit the use of electronic devices while operating a vehicle). Once the Connected Services by Toyota trial subscription expires, paid enrollment is required. Apple CarPlay, iPhone and Siri are trademarks of Apple Inc. Android Auto and Google Assistant are trademarks of Google LLC. A compatible customer phone pairing is required and customers are responsible for all data charges. Services are dependent upon connection to a compatible wireless network, provided by a third-party wireless service provider. Toyota is not responsible for cellular network discontinuance and will not provide compensation for reduced service availability.

Remote Connect. Use only if aware of circumstances surrounding vehicle and it is legal and safe to do so (e.g., do not remotely start engine if vehicle is in an enclosed space or vehicle is occupied by a child). Remote Connect depends on factors outside of Toyota's control, including an operative telematics device, a cellular connection, GPS signal, and the availability of a compatible wireless network, without which system functionality and availability may be limited or precluded. Digital Key also requires Bluetooth connectivity. Service may vary by vehicle and region. Requires app download and registration/subscription after trial (if applicable). Terms of Use apply. Data charges may apply. Remote start/stop not available on manual transmission-equipped vehicles. Services subject to change at any time without notice.

Safety Connect depends on factors outside of Toyota's control, including an operative telematics device, a cellular connection, GPS signal, and the availability of a compatible wireless network, without which system functionality and availability may be limited or precluded, including access to response center and emergency support. Stolen vehicle police report required to use Stolen Vehicle Locator. Automatic Collision Notification activates only in limited circumstances. Requires app download/registration and subscription after trial (if applicable). Service subject to change at any time without notice. Terms of Use apply. Service may vary by vehicle and region. See usage precautions and service limitations in Owner's Manual.

Drive Connect services not available in every city or roadway.

Service Connect information provided is based on the last time data was collected from the vehicle and is not real time data. Service Connect is not renewable as a stand-alone service and requires a subscription to any of Safety Connect, Remote Connect or Drive Connect upon trial expiration.

Birds Eye Camera: Cold weather and other environmental factors may limit system. Operates at low speed or when parked. Do not rely exclusively on the system as it is not intended to replace safe attentive operation of the vehicle. You should also look around outside your vehicle, over your shoulder and use your mirrors to confirm clearance.

Qi Wireless charging: Qi wireless charging may not be compatible with all mobile phones, MP3/WMA players and like models. When using the wireless charging system avoid placing metal objects between the wireless charger and the mobile device when charging is active. Doing so may cause metal objects to become hot and could cause burns.

Towing Capability: Before towing, confirm your vehicle and trailer are compatible, hooked up and loaded properly and that you have any necessary additional equipment. Do not exceed any Weight Ratings and follow all instructions in your Owner's Manual. The maximum you can tow depends on base curb weight plus the total weight of any cargo, occupants, and added vehicle equipment. "Added vehicle equipment" includes additional standard/optional equipment and accessories added by the manufacturer, dealers, and /or vehicle owners. The only way to be certain of your vehicle's exact curb weight is to weigh your vehicle without passengers or cargo. Installation of a tow hitch receiver or other accessories located near the rear bumper may require disabling or removing the kick sensor, and the sensor operation setting in your vehicle should be turned off. See Owner's Manual for limitations.

Toyota Safety Sense (TSS) Drivers should always be responsible for their own safe driving. Please always pay attention to your surroundings and drive safely. Depending on the conditions of roads, vehicles, weather, etc., the TSS systems may not work as intended.

Pre-Collisions System with Pedestrian & Bicyclist Detection: The TSS Pre-Collision System is designed to help avoid or reduce the impact speed and damage in certain frontal collisions only. The Pedestrian and Bicycle Detection system is designed to detect a pedestrian and bicyclist ahead of the vehicle, determine if impact is imminent and help reduce impact speed. It is not a substitute for safe and attentive driving. System effectiveness depends on many factors, such as speed, size and position of pedestrians and bicyclists, driver input and weather, light and road conditions. Do not overly rely on the Intuitive Intersection Support system. Always visually confirm that it is safe to proceed. System may not operate depending on the traffic conditions and intersection configuration. Intersection Support will NOT detect pedestrians crossing the road in the same direction as the vehicle. Emergency Steering Assist may not operate if an oncoming vehicle or an obstacle that would prevent a safe evasive manoeuvre are detected.

Automatic High Beam: Automatic High Beam system operates at speeds above approximately 34 km/h. Factors such as a dirty windshield, variable weather, lighting conditions and hilly terrain will limit effectiveness, requiring the driver to manually turn it off.

Lane Departure Alert with Steering Assist: Lane Departure Alert with Steering Assist is designed to read lane markers under certain conditions and provide visual and audible alerts and slight steering force when lane departure is detected. It is not a collision-avoidance system or a substitute for safe and attentive driving.

Dynamic Radar Cruise Control: Dynamic Radar Cruise Control is designed to assist the driver and is not a collision-avoidance system or a substitute for safe and attentive driving practices. System effectiveness depends on many factors such as weather, traffic and road conditions.

Lane Tracing (Trace) Assist (LTA): Lane Tracing (Trace) Assist (LTA) is designed to read visible lane markers and detect other vehicles under certain conditions. When potential lane departure is detected, LTA provides a visual warning and either an audible alert or vibration in the steering wheel and can apply a slight steering force. It is not a collision-avoidance system or a substitute for safe and attentive driving. Effectiveness is dependent on many factors including road, weather and vehicle conditions.

Colours: Not all exterior and interior colour options are available for every model. Some colours are available at an additional cost. Contact your Dealer for more information.

Fuel efficiency estimates: Fuel efficiency estimates were determined using approved Government of Canada Test Methods. Actual fuel consumption will vary based on driving habits and other factors.

Blind Spot Monitor System and Rear Cross-Traffic Alert System: Do not rely exclusively on the Blind Spot Monitor System and Rear Cross-Traffic Alert System. They are not collision-avoidance systems or substitutes for safe and attentive driving. Short Range Key Fob Remote Start: Active DCM required. DCM is active during connected services trial periods or with a paid subscription for connected services. Waiving your connected services will deactivate the DCM.

Details on the above features can be found in the Owner's Manuals (available on-line at toyota.ca) or through your local Toyota Dealer and pertains specifically to vehicles sold in Canada at authorized Toyota dealerships only. Every effort has been made to ensure the specifications and equipment described are accurate based on information available at time of creation of this Product Summary. In some cases, certain changes in production capacity, standard equipment, options or product delays may occur which would not be automatically reflected in this Product Summary. Toyota Canada Inc. reserves the right to make these changes without notice or obligation. The Toyota website toyota.ca is updated regularly and it or your Toyota Dealer are your best source for up-to-date information.

Date and mileage limitations refer to whichever comes first from the date of first purchase. Warranty coverage is subject to other terms and conditions. Refer to applicable Warranty and Maintenance Guide for full details.