

# 2025 TXH HYBRID

EXPLORE

 BUILD & PRICE

COMPETITIVE COMPARISON

MODELS








PACKAGE

F SPORT Performance 2

- F SPORT Performance 2 + Towing Hitch
- F SPORT Performance 3
- F SPORT Performance 3 + Towing Hitch

AVAILABLE EXTERIOR COLOURS

-  Nightfall Mica
-  Caviar
-  Wind Chill Pearl
-  Celestial Silver Metallic
-  Incognito

AVAILABLE INTERIOR COLOURS

-  Black with Black Grained Trim F SPORT Leather
-  Birch with Black Grained Trim F SPORT Leather



# 2025 TXH HYBRID

EXPLORE

 BUILD & PRICE

COMPETITIVE COMPARISON

OPTIONAL PACKAGES

## TX 500H

F SPORT PERFORMANCE 3

- |  |   |  |
|--|---|--|
| <ul style="list-style-type: none"><li>• LED Daytime Running Lights</li><li>• 21 Speaker Mark Levinson Premium Audio System</li><li>• Advanced Park</li><li>• Lane Change Assist</li><li>• Panoramic View Monitor</li></ul> | <ul style="list-style-type: none"><li>• Auto Leveling Headlamp System</li><li>• Head-Up Display</li><li>• 1500W Inverter</li><li>• Traffic Jam Assist</li></ul> | <ul style="list-style-type: none"><li>• Adaptive High-Beam system</li><li>• Advanced Touch Steering Wheel</li><li>• Front Cross Traffic Alert (FCTA)</li><li>• Driver Monitor Camera</li></ul> |
|--|---|--|

F SPORT PERFORMANCE 3 + TOWING HITCH

- |   |  |   |
|---|--|---|
| <ul style="list-style-type: none"><li>• LED Daytime Running Lights</li><li>• Class IV Towing Receiver hitch</li><li>• Advanced Touch Steering Wheel</li><li>• 1500W Inverter</li><li>• Traffic Jam Assist</li></ul> | <ul style="list-style-type: none"><li>• Auto Leveling Headlamp System</li><li>• 21 Speaker Mark Levinson Premium Audio System</li><li>• Tow Hitch</li><li>• Front Cross Traffic Alert (FCTA)</li><li>• Driver Monitor Camera</li></ul> | <ul style="list-style-type: none"><li>• Adaptive High-Beam system</li><li>• Head-Up Display</li><li>• Advanced Park</li><li>• Lane Change Assist</li><li>• Panoramic View Monitor</li></ul> |
|---|--|---|

F SPORT PERFORMANCE 2 + TOWING HITCH

- |  |   |
|--|---|
| <ul style="list-style-type: none"><li>• Class IV Towing Receiver hitch</li></ul> | <ul style="list-style-type: none"><li>• Tow Hitch</li></ul> |
|--|---|

PRODUCT SUMMARY

2025 TXH HYBRID

EXPLORE

 BUILD & PRICE

COMPETITIVE COMPARISON

STANDARD SPECIFICATIONS

● Standard

— Not Available

^ Available

TX 500h

EXTERIOR

EXTERIOR

Panoramic Moonroof	●
F SPORT Front Grille	●
Colour-Keyed overfenders	●
Black Roof Rails	●
Sport Front and Rear Bumper	●
Roof Mounted Spoiler	●
Rear Bumper Garnish	●

EXTERIOR LIGHTING

LED Fog Lamps	●
Headlamp Washers	●
Cornering Lamps	●
Bi-Beam LED Headlamps	●
Premium LED Rear Combination Lamps	●
LED Daytime Running Lights	^
Auto Leveling Headlamp System	^
Adaptive High-Beam system	^

EXTERIOR MIRRORS

Power Folding Mirrors	●
Heated Side Mirrors	●
Reverse Auto Tilt Mirrors	●
Integrated Signal Lamps	●
Electrochromic Side View Mirror (driver side only)	●

MECHANICAL FEATURES

Vehicle Stability Control (VSC)	●
Hill-start Assist Control (HAC)	●
Lexus Dynamic Handling System with Dynamic Rear Steering	●
Traction Control System (TRAC)	●
Drive Mode Select (Sport, Eco and Normal Modes)	●
Class IV Towing Receiver hitch	^

TIRES

Temporary Spare Tire - T165/70R20AL	●
255/45R22	●

WHEELS

22" F SPORT Alloy Wheels	●
--------------------------	---

PRODUCT SUMMARY

2025 TXH HYBRID

EXPLORE

 BUILD & PRICE

COMPETITIVE COMPARISON

STANDARD SPECIFICATIONS

● Standard

— Not Available

^ Available

TX 500h

WIPERS

Windshield Wiper Deicer	●
Intermittent Rear Window Wiper	●
Rain Sensing Wipers	●

INFOTAINMENT

AUDIO

12 Speakers	●
Roof Mounted Shark Fin Antenna	●
USB Input/Charging Port	●
2 Rear USB Ports	●
2 3rd Row USB Charging Ports	●
21 Speaker Mark Levinson Premium Audio System	^

LEXUS INTERFACE

Wireless Apple CarPlay Compatability	●
Wireless Android Auto Compatability	●
Lexus Assistant	●
Lexus Interface with 14" HD Touchscreen Display	●
Bluetooth Capability	●
SiriusXM Audio	●
HD Radio	●
Lexus Interface with Safety Connect (up to 10 yr. trial), Service Connect (up to 10 yr. trial), Remote Connect (3 yr. trial) and Drive Connect (3 yr. trial)	●

INTERIOR

CLIMATE CONTROL

3-Zone Automatic Climate Control	●
Dust, Pollen, Deodorizing Air Filter	●

FLOORING

Carpet Floor Mats	●
All Season Floor Mats	●

INSTRUMENTATION

12.3-in. Colour TFT Multi Information Display	●
Head-Up Display	^

INTERIOR LIGHTING

Cargo Lamp	●
Thematic Ambient Illumination – 64 colours	●

INTERIOR MIRRORS

# 2025 TXH HYBRID

EXPLORE

 BUILD & PRICE

COMPETITIVE COMPARISON

STANDARD SPECIFICATIONS

● Standard	— Not Available	^ Available	TX 500h
Digital Display			●
Rear View Mirror with Garage Door Opener			●

SEATS

Smooth Leather Seat	●
2nd Row Captain Seats	●
8-way Power Adjustable Driver and Passenger Seats	●
Power Folding Third Row Seats (50/50)	●
Lexus Driver Memory System	●
2-way Power Adjustable Driver and Passenger Lumbar Support	●
Ventilated Front & 2nd Row Seats	●
Heated Front & 2nd Row Seats	●
3rd Row Captain Seats	●

STEERING WHEEL

Power Tilt & Telescopic Steering with Memory	●
Steering Wheel Paddle Shifters	●
Heated 3-Spoke F SPORT Steering Wheel (Full Perimeter)	●
Advanced Touch Steering Wheel	^

STORAGE

Seat Back Pockets	●
-------------------	---

TRIM

F SPORT Shift Knob	●
Aluminum Sport Pedals with Rubber Inserts	●
Sliding Sun Visors w/Illuminated Mirror	●

TRUNK/CARGO

Cargo Area Mat	●
Cargo Net	●
Cargo Area Tonneau Cover	●

WINDOWS

Power Windows with Auto Up/Down for All Windows	●
Rear Window Defogger	●
Rear Privacy Glass	●
Front Windshield Acoustic Glass	●
Front Side Acoustic Glass	●

POWERTRAIN & MECHANICAL

BRAKES

Antilock Braking System (ABS)	●
Front Ventilated Disc Brakes	●

# 2025 TXH HYBRID

EXPLORE

 BUILD & PRICE

COMPETITIVE COMPARISON

## STANDARD SPECIFICATIONS

● Standard — Not Available ^ Available	TX 500h
Electronic Brake Force Distribution (EBD)	●
Brake Assist (BA)	●
Rear Disc Brakes	●
Electric Parking Brake (EPB)	●
Electronically Controlled Brake System (ECB)	●
Black Brake Calipers	●

## ENGINE

Dual Variable Valve Timing with intelligence (VVT-i)	●
Intercooled	●
Turbocharged	●
Active Sound Control	●
Lexus Hybrid Drive	●
Active Noise Control	●
2.4-Litre Turbo In-Line 4 Engine	●

## MECHANICAL FEATURES

Trail Mode	●
DIRECT 4 AWD System	●
Tow Hitch	^

## STEERING MECHANICAL

Electric Power Steering (EPS)	●
-------------------------------	---

## SUSPENSION

Macpherson Strut Front Suspension	●
Adaptive Variable Suspension (AVS)	●
Front and Rear Stabilizer Bar	●
Double Wishbone Rear Suspension	●
Coil Springs	●
Front Performance Rod	●
E Axle Rear Differential	●
Rear Performance Rod	●

## TRANSMISSION

6-Speed Automatic	●
Sequential Shift Mode	●

## SAFETY & CONVENIENCE

### CONVENIENCE

Garage Door Opener	●
Wireless Charger	●
Power Back Door with Kick Sensor	●

# 2025 TXH HYBRID

EXPLORE

 BUILD & PRICE

COMPETITIVE COMPARISON

STANDARD SPECIFICATIONS

● Standard — Not Available ^ Available	TX 500h
Rear Door Sunshade	●
Short Range Key Fob Remote Start (requires active DCM)	●
Smart Key System w/Push Button Start	●
Digital Key	●
Butterfly Center Console	●
2 Modular Cupholders	●
Rear Camera Washer	●
Advanced Park	^
1500W Inverter	^

LEXUS SAFETY SYSTEM+ 3.0

Road Sign Assist	●
Pre-Collision System with Pedestrian Detection, Bicycle Detection and Motorcycle Detection	●
Dynamic Radar Cruise Control with Curve Speed Management	●
Lane Departure Alert with Steering Assist	●
Risk Avoidance Emergency Steer Assist	●
Emergency Driving Stop Support	●
Left Turn Oncoming Vehicle Detection/Braking	●
Right/Left Turn Oncoming Pedestrian Detection/Braking	●
Front to Front Oncoming Vehicle Detection	●
Automatic High Beam	●
Proactive Driving Assist (PDA)	●
Front Cross Traffic Alert (FCTA)	^
Lane Change Assist	^
Traffic Jam Assist	^
Driver Monitor Camera	^

SAFETY

Driver Knee Airbag	●
Front Seat Side Airbags	●
Front and Rear Side Curtain Shield Airbags	●
Blind Spot Monitor with RCTA	●
Front Passenger Seat Cushion Airbag	●
Backup Camera with Back Guide Monitor	●
Parking Support Brake	●
Intuitive Parking Assist with Auto Braking	●
Anchor Points for Child Restraint Seats	●
Dual Stage Driver & Passenger Airbags	●
Digital Latch with Safe Exit Assist	●
Rear Seat Reminder	●

# 2025 TXH HYBRID

EXPLORE

 BUILD & PRICE

COMPETITIVE COMPARISON

STANDARD SPECIFICATIONS

● Standard — Not Available ^ Available	TX 500h
Panoramic View Monitor	^

SECURITY

Engine Immobilizer	●
--------------------	---

WARNING

Low Washer Fluid	●
Tire Pressure Monitor System	●

## DIMENSIONS

DIMENSIONS

Transmission	AUTOMATIC
Drivetrain	AWD
Number Cylinders	4
Body Type	4D
Horsepower (kW)	366 (273)
Fuel Capacity litres (gal.)	64 (17)
Fuel Consumption - City/Highway/Combined L/100km	8.7/8.4/8.6
Fuel Consumption - City/Highway/Combined mpg	32/34/33
Length mm (in.)	5170 (203.5)
Width mm (in.)	1989 (78.3)
Height mm (in.)	1781 (70.1)
Wheelbase mm (in.)	950 (37.4)
Ground Clearance mm (in.)	203 (8)
Seating Capacity	6
Airbags	8
Front Headroom mm (in.)	1054 (41.5)
Rear Headroom mm (in.)	1021 (40.2)
3rd Seat Headroom mm (in.)	945 (37.2)
Front Legroom mm (in.)	1059 (41.7)
Rear Legroom mm (in.)	1003 (39.5)
3rd Seat Legroom mm (in.)	851 (33.5)
Front Shoulder Room mm (in.)	1524 (60)
Rear Shoulder Room mm (in.)	1501 (59.1)
3rd Seat Shoulder Room mm (in.)	1460 (57.5)
Cargo Capacity Behind Front Seats-Max. Cap. L (cu. Ft)	2747 (97)
Cargo Capacity Behind 2nd Seat-Max. Cap. L (cu.Ft.)	1625 (57.4)
Cargo Capacity Behind 3rd Seat-Max. Cap. L (cu.Ft)	572 (20.2)
Cargo Capacity L (cu. Ft.)	572 (20.2)
Gross Vehicle Weight kg (lbs)	2865 (6316.2)
Towing Capacity kg (lbs.)*	2268 (5000)



# 2025 TXH HYBRID

EXPLORE

 BUILD & PRICE

COMPETITIVE COMPARISON

STANDARD SPECIFICATIONS

● Standard — Not Available ^ Available

TX 500h

Payload(GVWR-curb weight) kg (lbs.)	620 (1367)
Base Curb Weight kg (lbs.)	2245 (4949.4)
Turning Circle m. (ft.)	5.4 (17.7)
Approach Angle (Degrees)	17
Departure Angle (Degrees)	22
Coefficient of Drag (cd.)	0.34
Number of Tires	5
Front Tread mm (in.)	1712 (67.4)
Rear Tread mm (in.)	1720 (67.7)

# 2025 TXH HYBRID

EXPLORE

 BUILD & PRICE

COMPETITIVE COMPARISON

IMPORTANT PRODUCT INFORMATION

This page contains information and product warnings for a wide variety of specifications, not all of which will be specifications that come with your selected vehicle. Global supply issues affecting the automotive manufacturing industry are causing new vehicle delivery delays and inventory of some vehicles may be limited. Please contact your local Toyota dealer for information about availability of your preferred Toyota vehicle

\* Payload Capacity is the calculation of GVWR minus curb weight and should be used for comparison purposes only. The maximum amount of passenger and cargo weight your vehicle can carry is the Load Carrying Capacity indicated on the label(s) on the driver's doorjamb.

\*\* Due to supply chain shortages, until further notice certain 2023 models equipped with the Digital Display Rear View Mirror will be built with the Auto-Dimming Mirror instead. Please reach out to a Toyota dealership for more details.

Connected Services (general mentions)

Driving while distracted can result in loss of vehicle control. Some features may be locked out while the vehicle is in gear. To reduce risk of accident while driving, exercise care when using the systems (even with the voice commands) and obey all local laws concerning use of the systems while driving (as some laws prohibit the use of electronic devices while operating a vehicle). Once the Connected Services by Toyota trial subscription expires, paid enrollment is required. Apple CarPlay, iPhone and Siri are trademarks of Apple Inc. Android Auto and Google Assistant are trademarks of Google LLC. A compatible customer phone pairing is required and customers are responsible for all data charges. Services are dependent upon connection to a compatible wireless network, provided by a third-party wireless service provider. Toyota is not responsible for cellular network discontinuance and will not provide compensation for reduced service availability.

Remote Connect. Use only if aware of circumstances surrounding vehicle and it is legal and safe to do so (e.g., do not remotely start engine if vehicle is in an enclosed space or vehicle is occupied by a child). Remote Connect depends on factors outside of Toyota's control, including an operative telematics device, a cellular connection, GPS signal, and the availability of a compatible wireless network, without which system functionality and availability may be limited or precluded. Digital Key also requires Bluetooth connectivity. Service may vary by vehicle and region. Requires app download and registration/subscription after trial (if applicable). Terms of Use apply. Data charges may apply. Remote start/stop not available on manual transmission-equipped vehicles. Services subject to change at any time without notice.

Safety Connect depends on factors outside of Toyota's control, including an operative telematics device, a cellular connection, GPS signal, and the availability of a compatible wireless network, without which system functionality and availability may be limited or precluded, including access to response center and emergency support. Stolen vehicle police report required to use Stolen Vehicle Locator. Automatic Collision Notification activates only in limited circumstances. Requires app download/registration and subscription after trial (if applicable). Service subject to change at any time without notice. Terms of Use apply. Service may vary by vehicle and region. See usage precautions and service limitations in Owner's Manual.

Drive Connect services not available in every city or roadway.

Service Connect information provided is based on the last time data was collected from the vehicle and is not real time data. Service Connect is not renewable as a stand-alone service and requires a subscription to any of Safety Connect, Remote Connect or Drive Connect upon trial expiration.

Birds Eye Camera: Cold weather and other environmental factors may limit system. Operates at low speed or when parked. Do not rely exclusively on the system as it is not intended to replace safe attentive operation of the vehicle. You should also look around outside your vehicle, over your shoulder and use your mirrors to confirm clearance.

Qi Wireless charging: Qi wireless charging may not be compatible with all mobile phones, MP3/WMA players and like models. When using the wireless charging system avoid placing metal objects between the wireless charger and the mobile device when charging is active. Doing so may cause metal objects to become hot and could cause burns.

Towing Capability: Before towing, confirm your vehicle and trailer are compatible, hooked up and loaded properly and that you have any necessary additional equipment. Do not exceed any Weight Ratings and follow all instructions in your Owner's Manual. The maximum you can tow depends on base curb weight plus the total weight of any cargo, occupants, and added vehicle equipment. "Added vehicle equipment" includes additional standard/optional equipment and accessories added by the manufacturer, dealers, and /or vehicle owners. The only way to be certain of your vehicle's exact curb weight is to weigh your vehicle without passengers or cargo. Installation of a tow hitch receiver or other accessories located near the rear bumper may require disabling or removing the kick sensor, and the sensor operation setting in your vehicle should be turned off. See Owner's Manual for limitations.

Toyota Safety Sense (TSS) Drivers should always be responsible for their own safe driving. Please always pay attention to your surroundings and drive safely. Depending on the conditions of roads, vehicles, weather, etc., the TSS systems may not work as intended.

Pre-Collisions System with Pedestrian & Bicyclist Detection: The TSS Pre-Collision System is designed to help avoid or reduce the impact speed and damage in certain frontal collisions only. The Pedestrian and Bicycle Detection system is designed to detect a pedestrian and bicyclist ahead of the vehicle, determine if impact is imminent and help reduce impact speed. It is not a substitute for safe and attentive driving. System effectiveness depends on many factors, such as speed, size and position of pedestrians and bicyclists, driver input and weather, light and road conditions. Do not overly rely on the Intuitive Intersection Support system. Always visually confirm that it is safe to proceed. System may not operate depending on the traffic conditions and intersection configuration. Intersection Support will NOT detect pedestrians crossing the road in the same direction as the vehicle. Emergency Steering Assist may not operate if an oncoming vehicle or an obstacle that would prevent a safe evasive manoeuvre are detected.

Automatic High Beam: Automatic High Beam system operates at speeds above approximately 34 km/h. Factors such as a dirty windshield, variable weather, lighting conditions and hilly terrain will limit effectiveness, requiring the driver to manually turn it off.

Lane Departure Alert with Steering Assist: Lane Departure Alert with Steering Assist is designed to read lane markers under certain conditions and provide visual and audible alerts and slight steering force when lane departure is detected. It is not a collision-avoidance system or a substitute for safe and attentive driving.

Dynamic Radar Cruise Control: Dynamic Radar Cruise Control is designed to assist the driver and is not a collision-avoidance system or a substitute for safe and attentive driving practices. System effectiveness depends on many factors such as weather, traffic and road conditions.

Lane Tracing (Trace) Assist (LTA): Lane Tracing (Trace) Assist (LTA) is designed to read visible lane markers and detect other vehicles under certain conditions. When potential lane departure is detected, LTA provides a visual warning and either an audible alert or vibration in the steering wheel and can apply a slight steering force. It is not a collision-avoidance system or a substitute for safe and attentive driving. Effectiveness is dependent on many factors including road, weather and vehicle conditions.

Colours: Not all exterior and interior colour options are available for every model. Some colours are available at an additional cost. Contact your Dealer for more information.

Fuel efficiency estimates: Fuel efficiency estimates were determined using approved Government of Canada Test Methods. Actual fuel consumption will vary based on driving habits and other factors.

Blind Spot Monitor System and Rear Cross-Traffic Alert System: Do not rely exclusively on the Blind Spot Monitor System and Rear Cross-Traffic Alert System. They are not collision-avoidance systems or substitutes for safe and attentive driving. Short Range Key Fob Remote Start: Active DCM required. DCM is active during connected services trial periods or with a paid subscription for connected services. Waiving your connected services will deactivate the DCM.

Details on the above features can be found in the Owner's Manuals (available on-line at [toyota.ca](http://toyota.ca)) or through your local Toyota Dealer and pertains specifically to vehicles sold in Canada at authorized Toyota dealerships only. Every effort has been made to ensure the specifications and equipment described are accurate based on information available at time of creation of this Product Summary. In some cases, certain changes in production capacity, standard equipment, options or product delays may occur which would not be automatically reflected in this Product Summary. Toyota Canada Inc. reserves the right to make these changes without notice or obligation. The Toyota website [toyota.ca](http://toyota.ca) is updated regularly and it or your Toyota Dealer are your best source for up-to-date information.

Date and mileage limitations refer to whichever comes first from the date of first purchase. Warranty coverage is subject to other terms and conditions. Refer to applicable Warranty and Maintenance Guide for full details.

# 2025 TX GAS

EXPLORE

 BUILD & PRICE

COMPETITIVE COMPARISON

MODELS



PACKAGE

- Luxury
- Ultra Luxury
  - Executive 7-Pass
  - F SPORT 3
  - Executive 6-Pass
  - F SPORT 3 + Towing Hitch

AVAILABLE EXTERIOR COLOURS

 Nightfall Mica

 Wind Chill Pearl


 Cloudburst Grey


 Celestial Silver Metallic


 Caviar


 Incognito


AVAILABLE INTERIOR COLOURS

 Birch with Black Grained Trim NuLuxe

 Black with Black Grained Trim NuLuxe

 Black with Black Grained Trim Semi-Aniline Leather

 Black with Black Grained Trim NuLuxe

 Peppercorn with Black Grained Trim Semi-Aniline Leather



# 2025 TX GAS

EXPLORE

 BUILD & PRICE

COMPETITIVE COMPARISON

OPTIONAL PACKAGES

## TX 350

F SPORT 3 + TOWING HITCH

- |  |  |   |
|--|--|---|
| <ul style="list-style-type: none"><li>F SPORT Front Grille</li><li>Headlamp Washers</li><li>255/45R22</li><li>HD Radio</li></ul>   | <ul style="list-style-type: none"><li>Black Side Rocker</li><li>Cornering Lamps</li><li>22" F SPORT Alloy Wheels</li><li>Lexus Interface with Safety Connect (up to 10 yr. trial), Service Connect (up to 10 yr. trial), Remote Connect (3 yr. trial) and Drive Connect (3 yr. trial)</li><li>Digital Display Rear View Mirror with Garage Door Opener</li><li>Aluminum Sport Pedals with Rubber Inserts</li><li>Front Performance Rod</li><li>Front Cross Traffic Alert (FCTA)</li><li>Traffic Jam Assist</li></ul> | <ul style="list-style-type: none"><li>Auto Leveling Headlamp System</li><li>Adaptive High-Beam system</li><li>21 Speaker Mark Levinson Premium Audio System</li><li>Head-Up Display</li></ul> |
| <ul style="list-style-type: none"><li>Thematic Ambient Illumination – 64 colours</li><li>Heated 3-Spoke F SPORT Steering Wheel (Full Perimeter)</li><li>Adaptive Variable Suspension (AVS)</li><li>Advanced Park</li><li>Lane Change Assist</li><li>Panoramic View Monitor</li></ul> |  | <ul style="list-style-type: none"><li>2nd Row Captain Seats</li><li>Tow Hitch</li><li>Rear Performance Rod</li><li>Front Cross Traffic Alert (FCTA)</li><li>Driver Monitor Camera</li></ul>   |

EXECUTIVE 7-PASS

- |   |   |   |
|---|---|---|
| <ul style="list-style-type: none"><li>Auto Leveling Headlamp System</li><li>Adaptive High-Beam system</li><li>21 Speaker Mark Levinson Premium Audio System</li></ul> | <ul style="list-style-type: none"><li>Headlamp Washers</li><li>255/45R22</li><li>HD Radio</li></ul>   | <ul style="list-style-type: none"><li>Cornering Lamps</li><li>22" Alloy Wheels</li><li>Lexus Interface with Safety Connect (up to 10 yr. trial), Service Connect (up to 10 yr. trial), Remote Connect (3 yr. trial) and Drive Connect (3 yr. trial)</li></ul> |
| <ul style="list-style-type: none"><li>Head-Up Display</li><li>Semi-Aniline Leather Seats</li><li>Advanced Touch Steering Wheel</li><li>Lane Change Assist</li></ul>   | <ul style="list-style-type: none"><li>Thematic Ambient Illumination – 64 colours</li><li>10-way Power Adjustable Driver and Passenger Seat</li><li>Advanced Park</li><li>Traffic Jam Assist</li></ul> | <ul style="list-style-type: none"><li>Digital Display Rear View Mirror with Garage Door Opener</li><li>4-way Power Adjustable Driver and Passenger Lumbar Support</li><li>Front Cross Traffic Alert (FCTA)</li><li>Panoramic View Monitor</li></ul>           |

EXECUTIVE 6-PASS

- |   |   |   |
|---|---|---|
| <ul style="list-style-type: none"><li>Auto Leveling Headlamp System</li><li>Adaptive High-Beam system</li><li>HD Radio</li></ul>  | <ul style="list-style-type: none"><li>Headlamp Washers</li><li>255/45R22</li><li>Lexus Interface with Safety Connect (up to 10 yr. trial), Service Connect (up to 10 yr. trial), Remote Connect (3 yr. trial) and Drive Connect (3 yr. trial)</li></ul> | <ul style="list-style-type: none"><li>Cornering Lamps</li><li>22" Alloy Wheels</li><li>Head-Up Display</li></ul>  |
| <ul style="list-style-type: none"><li>Thematic Ambient Illumination – 64 colours</li><li>2nd Row Captain Seats</li><li>Advanced Touch Steering Wheel</li><li>Lane Change Assist</li></ul> | <ul style="list-style-type: none"><li>Digital Display Rear View Mirror with Garage Door Opener</li><li>10-way Power Adjustable Driver and Passenger Seat</li><li>Advanced Park</li><li>Traffic Jam Assist</li></ul>                                     | <ul style="list-style-type: none"><li>Semi-Aniline Leather Seats</li><li>4-way Power Adjustable Driver and Passenger Lumbar Support</li><li>Front Cross Traffic Alert (FCTA)</li><li>Panoramic View Monitor</li></ul> |

F SPORT 3

- |   |  |  |
|---|--|--|
| <ul style="list-style-type: none"><li>F SPORT Front Grille</li><li>Headlamp Washers</li><li>255/45R22</li><li>HD Radio</li></ul>  | <ul style="list-style-type: none"><li>Black Side Rocker</li><li>Cornering Lamps</li><li>22" F SPORT Alloy Wheels</li><li>Lexus Interface with Safety Connect (up to 10 yr. trial), Service Connect (up to 10 yr. trial), Remote Connect (3 yr. trial) and Drive Connect (3 yr. trial)</li><li>Digital Display Rear View Mirror with Garage Door Opener</li><li>Aluminum Sport Pedals with Rubber Inserts</li><li>Rear Performance Rod</li><li>Front Cross Traffic Alert (FCTA)</li><li>Driver Monitor Camera</li></ul> | <ul style="list-style-type: none"><li>Auto Leveling Headlamp System</li><li>Adaptive High-Beam system</li><li>21 Speaker Mark Levinson Premium Audio System</li><li>Head-Up Display</li></ul>    |
| <ul style="list-style-type: none"><li>Thematic Ambient Illumination – 64 colours</li><li>Heated 3-Spoke F SPORT Steering Wheel (Full Perimeter)</li><li>Front Performance Rod</li><li>Front Cross Traffic Alert (FCTA)</li><li>Traffic Jam Assist</li></ul> |  | <ul style="list-style-type: none"><li>2nd Row Captain Seats</li><li>Adaptive Variable Suspension (AVS)</li><li>Advanced Park</li><li>Lane Change Assist</li><li>Panoramic View Monitor</li></ul> |

ULTRA LUXURY

# 2025 TX GAS

EXPLORE

 BUILD & PRICE

COMPETITIVE COMPARISON

- HD Radio
  - Digital Display Rear View Mirror with Garage Door Opener
  - 4-way Power Adjustable Driver and Passenger Lumbar Support
- Lexus Interface with Safety Connect (up to 10 yr. trial), Service Connect (up to 10 yr. trial), Remote Connect (3 yr. trial) and Drive Connect (3 yr. trial)
  - Semi-Aniline Leather Seats
  - Advanced Touch Steering Wheel
- Thematic Ambient Illumination – 64 colours
  - 10-way Power Adjustable Driver and Passenger Seat

2025 TX GAS

EXPLORE

 BUILD & PRICE

COMPETITIVE COMPARISON

STANDARD SPECIFICATIONS

● Standard — Not Available ^ Available

TX 350

EXTERIOR

EXTERIOR

Panoramic Moonroof	●
Silver Painted Roof Rails	●
Colour-Keyed overfenders	●
Roof Mounted Spoiler	●
Painted Wheel Arch Mouldings	●
Rear Bumper Garnish	●
F SPORT Front Grille	^
Black Side Rocker	^

EXTERIOR LIGHTING

LED Fog Lamps	●
LED Daytime Running Lights	●
Bi-Beam LED Headlamps	●
Premium LED Rear Combination Lamps	●
LED Clearance Lamps	●
Auto Leveling Headlamp System	^
Headlamp Washers	^
Cornering Lamps	^
Adaptive High-Beam system	^

EXTERIOR MIRRORS

Power Folding Mirrors	●
Heated Side Mirrors	●
Reverse Auto Tilt Mirrors	●
Integrated Signal Lamps	●
Electrochromic Side View Mirror (driver side only)	●

MECHANICAL FEATURES

Vehicle Stability Control (VSC)	●
Automatic Limited-Slip Differential (Auto LSD)	●
Hill-start Assist Control (HAC)	●
DAC (Downhill Assist Control)	●
Traction Control System (TRAC)	●
Drive Mode Select (Sport, Eco and Normal Modes)	●

TIRES

Temporary Spare Tire - T165/90D18	●
255/55R20	●
255/45R22	^

# 2025 TX GAS

EXPLORE

 BUILD & PRICE

COMPETITIVE COMPARISON

STANDARD SPECIFICATIONS

● Standard — Not Available ^ Available

TX 350

WHEELS

20" Alloy Wheels	●
22" F SPORT Alloy Wheels	^
22" Alloy Wheels	^

WIPERS

Windshield Wiper Deicer	●
Intermittent Rear Window Wiper	●
Rain Sensing Wipers	●

INFOTAINMENT

AUDIO

12 Speakers	●
Roof Mounted Shark Fin Antenna	●
USB Input/Charging Port	●
2 Rear USB Ports	●
2 3rd Row USB Charging Ports	●
21 Speaker Mark Levinson Premium Audio System	^

LEXUS INTERFACE

Wireless Apple CarPlay Compatability	●
Wireless Android Auto Compatability	●
Lexus Assistant	●
Lexus Interface with 14" HD Touchscreen Display	●
Bluetooth Capability	●
SiriusXM Audio	●
Lexus Interface with Safety Connect (up to 10 yr. trial), Service Connect (up to 10 yr. trial), Remote Connect (3 yr. trial) and Drive Connect capable (paid subscription required)	●
HD Radio	^
Lexus Interface with Safety Connect (up to 10 yr. trial), Service Connect (up to 10 yr. trial), Remote Connect (3 yr. trial) and Drive Connect (3 yr. trial)	^

INTERIOR

CLIMATE CONTROL

3-Zone Automatic Climate Control	●
Dust, Pollen, Deodorizing Air Filter	●

FLOORING

Carpet Floor Mats	●
All Season Floor Mats	●

INSTRUMENTATION

2025 TX GAS

EXPLORE

 BUILD & PRICE

COMPETITIVE COMPARISON

STANDARD SPECIFICATIONS

● Standard — Not Available ^ Available	TX 350
12.3-in. Colour TFT Multi Information Display	●
Head-Up Display	^

INTERIOR LIGHTING

Cargo Lamp	●
Ambient Illumination – Single colour	●
Thematic Ambient Illumination – 64 colours	^

INTERIOR MIRRORS

Electrochromic Rear View Mirror w/Homelink (EC)	●
Digital Display Rear View Mirror with Garage Door Opener	^

SEATS

NuLuxe™ Seats	●
Rear Bench Seats	●
Ventilated Front Seats	●
8-way Power Adjustable Driver and Passenger Seats	●
Power Folding Third Row Seats (50/50)	●
Lexus Driver Memory System	●
2-way Power Adjustable Driver and Passenger Lumbar Support	●
Heated Front & 2nd Row Seats	●
2nd Row Captain Seats	^
Semi-Aniline Leather Seats	^
10-way Power Adjustable Driver and Passenger Seat	^
4-way Power Adjustable Driver and Passenger Lumbar Support	^

STEERING WHEEL

Power Tilt & Telescopic Steering with Memory	●
Steering Wheel Paddle Shifters	●
Heated Leather Wrapped Steering Wheel (Full Perimeter)	●
Heated 3-Spoke F SPORT Steering Wheel (Full Perimeter)	^
Advanced Touch Steering Wheel	^

STORAGE

Seat Back Pockets	●
-------------------	---

TRIM

Sliding Sun Visors w/Illuminated Mirror	●
Aluminum Sport Pedals with Rubber Inserts	^

TRUNK/CARGO

Cargo Area Mat	●
Cargo Net	●



2025 TX GAS

EXPLORE

 BUILD & PRICE

COMPETITIVE COMPARISON

STANDARD SPECIFICATIONS

● Standard — Not Available ^ Available

TX 350

Cargo Area Tonneau Cover	●
--------------------------	---

WINDOWS

Power Windows with Auto Up/Down for All Windows	●
Rear Window Defogger	●
Rear Privacy Glass	●
Front Windshield Acoustic Glass	●
Front Side Acoustic Glass	●

POWERTRAIN & MECHANICAL

BRAKES

Antilock Braking System (ABS)	●
Front Ventilated Disc Brakes	●
Electronic Brake Force Distribution (EBD)	●
Brake Assist (BA)	●
Rear Disc Brakes	●
Electric Parking Brake (EPB)	●
Electronically Controlled Brake System (ECB)	●

ENGINE

Dual Variable Valve Timing with intelligence (VVT-i)	●
Intercooled	●
Turbocharged	●
Active Noise Control	●
2.4-Litre Turbo Gas Engine	●

MECHANICAL FEATURES

Trail Mode	●
Electronically Controlled Full-Time All-Wheel Drive (AWD)	●
Tow Hitch	^

STEERING MECHANICAL

Electric Power Steering (EPS)	●
-------------------------------	---

SUSPENSION

Macpherson Strut Front Suspension	●
4-link Rear Suspension with Coil Springs	●
Front and Rear Stabilizer Bar	●
Coil Springs	●
Adaptive Variable Suspension (AVS)	^
Front Performance Rod	^
Rear Performance Rod	^

2025 TX GAS

EXPLORE

 BUILD & PRICE

COMPETITIVE COMPARISON

STANDARD SPECIFICATIONS

● Standard — Not Available ^ Available

TX 350

TRANSMISSION

Sequential Shift Mode	●
8-Speed Automatic	●

SAFETY & CONVENIENCE

CONVENIENCE

Garage Door Opener	●
Wireless Charger	●
Power Back Door with Kick Sensor	●
Rear Door Sunshade	●
Short Range Key Fob Remote Start (requires active DCM)	●
Smart Key System w/Push Button Start	●
Digital Key	●
Butterfly Center Console	●
2 Modular Cupholders	●
Rear Camera Washer	●
Advanced Park	^

LEXUS SAFETY SYSTEM+ 3.0

Road Sign Assist	●
Pre-Collision System with Pedestrian Detection, Bicycle Detection and Motorcycle Detection	●
Dynamic Radar Cruise Control with Curve Speed Management	●
Lane Departure Alert with Steering Assist	●
Risk Avoidance Emergency Steer Assist	●
Emergency Driving Stop Support	●
Left Turn Oncoming Vehicle Detection/Braking	●
Right/Left Turn Oncoming Pedestrian Detection/Braking	●
Front to Front Oncoming Vehicle Detection	●
Automatic High Beam	●
Proactive Driving Assist (PDA)	●
Front Cross Traffic Alert (FCTA)	^
Lane Change Assist	^
Traffic Jam Assist	^
Driver Monitor Camera	^

SAFETY

Driver Knee Airbag	●
Front Seat Side Airbags	●
Front and Rear Side Curtain Shield Airbags	●
Blind Spot Monitor with RCTA	●

# 2025 TX GAS

EXPLORE

 BUILD & PRICE

COMPETITIVE COMPARISON

STANDARD SPECIFICATIONS

● Standard — Not Available ^ Available	TX 350
Front Passenger Seat Cushion Airbag	●
Backup Camera with Back Guide Monitor	●
Parking Support Brake	●
Intuitive Parking Assist with Auto Braking	●
Anchor Points for Child Restraint Seats	●
Dual Stage Driver & Passenger Airbags	●
Digital Latch with Safe Exit Assist	●
Rear Seat Reminder	●
Panoramic View Monitor	^

SECURITY

Engine Immobilizer	●
--------------------	---

WARNING

Low Washer Fluid	●
Tire Pressure Monitor System	●

## DIMENSIONS

DIMENSIONS

Transmission	AUTOMATIC
Drivetrain	AWD
Number Cylinders	4
Body Type	4D
Horsepower (kW)	275 (205) @ 6000 RPM
Fuel Capacity litres (gal.)	68 (18)
Fuel Consumption - City/Highway/Combined L/100km	11.5/8.9/10.3
Fuel Consumption - City/Highway/Combined mpg	25/32/27
Length mm (in.)	5160 (203.1)
Width mm (in.)	1989 (78.3)
Height mm (in.)	1781 (70.1)
Wheelbase mm (in.)	2949 (116.1)
Ground Clearance mm (in.)	201 (7.9)
Seating Capacity	6
Airbags	8
Front Headroom mm (in.)	1016 (40)
Rear Headroom mm (in.)	981 (38.6)
3rd Seat Headroom mm (in.)	945 (37.2)
Front Legroom mm (in.)	1059 (41.7)
Rear Legroom mm (in.)	1003 (39.5)
3rd Seat Legroom mm (in.)	851 (33.5)
Front Shoulder Room mm (in.)	1524 (60)

2025 TX GAS

EXPLORE

 BUILD & PRICE

COMPETITIVE COMPARISON

STANDARD SPECIFICATIONS

● Standard — Not Available ^ Available

TX 350

Rear Shoulder Room mm (in.)	1501 (59.1)
3rd Seat Shoulder Room mm (in.)	1460 (57.5)
Cargo Capacity Behind Front Seats-Max. Cap. L (cu. Ft)	2747 (97)
Cargo Capacity Behind 2nd Seat-Max. Cap. L (cu.Ft.)	1625 (57.4)
Cargo Capacity Behind 3rd Seat-Max. Cap. L (cu.Ft)	572 (20.2)
Cargo Capacity L (cu. Ft.)	572 (20.2)
Gross Vehicle Weight kg (lbs)	2780 (6128.8)
Towing Capacity kg (lbs.)*	2268 (5000)
Payload(GVWR-curb weight) kg (lbs.)	655 (1444)
Base Curb Weight kg (lbs.)	2125 (4684.8)
Turning Circle m. (ft.)	5.8 (19)
Approach Angle (Degrees)	17
Departure Angle (Degrees)	22
Coefficient of Drag (cd.)	0.34
Number of Tires	5
Front Tread mm (in.)	1712 (67.4)
Rear Tread mm (in.)	1720 (67.7)

# 2025 TX GAS

EXPLORE

 BUILD & PRICE

COMPETITIVE COMPARISON

## IMPORTANT PRODUCT INFORMATION

This page contains information and product warnings for a wide variety of specifications, not all of which will be specifications that come with your selected vehicle. Global supply issues affecting the automotive manufacturing industry are causing new vehicle delivery delays and inventory of some vehicles may be limited. Please contact your local Toyota dealer for information about availability of your preferred Toyota vehicle

\* Payload Capacity is the calculation of GVWR minus curb weight and should be used for comparison purposes only. The maximum amount of passenger and cargo weight your vehicle can carry is the Load Carrying Capacity indicated on the label(s) on the driver's doorjamb.

\*\* Due to supply chain shortages, until further notice certain 2023 models equipped with the Digital Display Rear View Mirror will be built with the Auto-Dimming Mirror instead. Please reach out to a Toyota dealership for more details.

Connected Services (general mentions)

Driving while distracted can result in loss of vehicle control. Some features may be locked out while the vehicle is in gear. To reduce risk of accident while driving, exercise care when using the systems (even with the voice commands) and obey all local laws concerning use of the systems while driving (as some laws prohibit the use of electronic devices while operating a vehicle). Once the Connected Services by Toyota trial subscription expires, paid enrollment is required. Apple CarPlay, iPhone and Siri are trademarks of Apple Inc. Android Auto and Google Assistant are trademarks of Google LLC. A compatible customer phone pairing is required and customers are responsible for all data charges. Services are dependent upon connection to a compatible wireless network, provided by a third-party wireless service provider. Toyota is not responsible for cellular network discontinuance and will not provide compensation for reduced service availability.

Remote Connect. Use only if aware of circumstances surrounding vehicle and it is legal and safe to do so (e.g., do not remotely start engine if vehicle is in an enclosed space or vehicle is occupied by a child). Remote Connect depends on factors outside of Toyota's control, including an operative telematics device, a cellular connection, GPS signal, and the availability of a compatible wireless network, without which system functionality and availability may be limited or precluded. Digital Key also requires Bluetooth connectivity. Service may vary by vehicle and region. Requires app download and registration/subscription after trial (if applicable). Terms of Use apply. Data charges may apply. Remote start/stop not available on manual transmission-equipped vehicles. Services subject to change at any time without notice.

Safety Connect depends on factors outside of Toyota's control, including an operative telematics device, a cellular connection, GPS signal, and the availability of a compatible wireless network, without which system functionality and availability may be limited or precluded, including access to response center and emergency support. Stolen vehicle police report required to use Stolen Vehicle Locator. Automatic Collision Notification activates only in limited circumstances. Requires app download/registration and subscription after trial (if applicable). Service subject to change at any time without notice. Terms of Use apply. Service may vary by vehicle and region. See usage precautions and service limitations in Owner's Manual.

Drive Connect services not available in every city or roadway.

Service Connect information provided is based on the last time data was collected from the vehicle and is not real time data. Service Connect is not renewable as a stand-alone service and requires a subscription to any of Safety Connect, Remote Connect or Drive Connect upon trial expiration.

Birds Eye Camera: Cold weather and other environmental factors may limit system. Operates at low speed or when parked. Do not rely exclusively on the system as it is not intended to replace safe attentive operation of the vehicle. You should also look around outside your vehicle, over your shoulder and use your mirrors to confirm clearance.

Qi Wireless charging: Qi wireless charging may not be compatible with all mobile phones, MP3/WMA players and like models. When using the wireless charging system avoid placing metal objects between the wireless charger and the mobile device when charging is active. Doing so may cause metal objects to become hot and could cause burns.

Towing Capability: Before towing, confirm your vehicle and trailer are compatible, hooked up and loaded properly and that you have any necessary additional equipment. Do not exceed any Weight Ratings and follow all instructions in your Owner's Manual. The maximum you can tow depends on base curb weight plus the total weight of any cargo, occupants, and added vehicle equipment. "Added vehicle equipment" includes additional standard/optional equipment and accessories added by the manufacturer, dealers, and /or vehicle owners. The only way to be certain of your vehicle's exact curb weight is to weigh your vehicle without passengers or cargo. Installation of a tow hitch receiver or other accessories located near the rear bumper may require disabling or removing the kick sensor, and the sensor operation setting in your vehicle should be turned off. See Owner's Manual for limitations.

Toyota Safety Sense (TSS) Drivers should always be responsible for their own safe driving. Please always pay attention to your surroundings and drive safely. Depending on the conditions of roads, vehicles, weather, etc., the TSS systems may not work as intended.

Pre-Collisions System with Pedestrian & Bicyclist Detection: The TSS Pre-Collision System is designed to help avoid or reduce the impact speed and damage in certain frontal collisions only. The Pedestrian and Bicycle Detection system is designed to detect a pedestrian and bicyclist ahead of the vehicle, determine if impact is imminent and help reduce impact speed. It is not a substitute for safe and attentive driving. System effectiveness depends on many factors, such as speed, size and position of pedestrians and bicyclists, driver input and weather, light and road conditions. Do not overly rely on the Intuitive Intersection Support system. Always visually confirm that it is safe to proceed. System may not operate depending on the traffic conditions and intersection configuration. Intersection Support will NOT detect pedestrians crossing the road in the same direction as the vehicle. Emergency Steering Assist may not operate if an oncoming vehicle or an obstacle that would prevent a safe evasive manoeuvre are detected.

Automatic High Beam: Automatic High Beam system operates at speeds above approximately 34 km/h. Factors such as a dirty windshield, variable weather, lighting conditions and hilly terrain will limit effectiveness, requiring the driver to manually turn it off.

Lane Departure Alert with Steering Assist: Lane Departure Alert with Steering Assist is designed to read lane markers under certain conditions and provide visual and audible alerts and slight steering force when lane departure is detected. It is not a collision-avoidance system or a substitute for safe and attentive driving.

Dynamic Radar Cruise Control: Dynamic Radar Cruise Control is designed to assist the driver and is not a collision-avoidance system or a substitute for safe and attentive driving practices. System effectiveness depends on many factors such as weather, traffic and road conditions.

Lane Tracing (Trace) Assist (LTA): Lane Tracing (Trace) Assist (LTA) is designed to read visible lane markers and detect other vehicles under certain conditions. When potential lane departure is detected, LTA provides a visual warning and either an audible alert or vibration in the steering wheel and can apply a slight steering force. It is not a collision-avoidance system or a substitute for safe and attentive driving. Effectiveness is dependent on many factors including road, weather and vehicle conditions.

Colours: Not all exterior and interior colour options are available for every model. Some colours are available at an additional cost. Contact your Dealer for more information.

Fuel efficiency estimates: Fuel efficiency estimates were determined using approved Government of Canada Test Methods. Actual fuel consumption will vary based on driving habits and other factors.

Blind Spot Monitor System and Rear Cross-Traffic Alert System: Do not rely exclusively on the Blind Spot Monitor System and Rear Cross-Traffic Alert System. They are not collision-avoidance systems or substitutes for safe and attentive driving. Short Range Key Fob Remote Start: Active DCM required. DCM is active during connected services trial periods or with a paid subscription for connected services. Waiving your connected services will deactivate the DCM.

Details on the above features can be found in the Owner's Manuals (available on-line at [toyota.ca](http://toyota.ca)) or through your local Toyota Dealer and pertains specifically to vehicles sold in Canada at authorized Toyota dealerships only. Every effort has been made to ensure the specifications and equipment described are accurate based on information available at time of creation of this Product Summary. In some cases, certain changes in production capacity, standard equipment, options or product delays may occur which would not be automatically reflected in this Product Summary. Toyota Canada Inc. reserves the right to make these changes without notice or obligation. The Toyota website [toyota.ca](http://toyota.ca) is updated regularly and it or your Toyota Dealer are your best source for up-to-date information.

Date and mileage limitations refer to whichever comes first from the date of first purchase. Warranty coverage is subject to other terms and conditions. Refer to applicable Warranty and Maintenance Guide for full details.