

2025 NXH HYBRID

EXPLORE

 BUILD & PRICE

COMPETITIVE COMPARISON


MODELS



PACKAGE

- Premium
- Luxury
 - Ultra Luxury
 - Executive

AVAILABLE EXTERIOR COLOURS

 Grecian Water

 Nori Green Pearl


 Cloudburst Grey


 Eminent White Pearl


 Caviar


 Atomic Silver


AVAILABLE INTERIOR COLOURS


 Black with Black Open-Pore Wood Trim Leather


 Palomino with Black Open-Pore Wood Trim NuLuxe


 Black with Black Open-Pore Wood Trim NuLuxe


 Macadamia with Black Open-Pore Wood Trim Leather


 Rioja Red with Black Open-Pore Wood Trim Leather

 Rioja Red with Black Open-Pore Wood Trim NuLuxe

 Rioja Red with Black Prism Trim NuLuxe

 Palomino with Black Open-Pore Wood Trim Leather

 Palomino with Black Prism Trim NuLuxe

 Black with Black Prism Trim NuLuxe



2025 NXH HYBRID

EXPLORE

 BUILD & PRICE

COMPETITIVE COMPARISON

OPTIONAL PACKAGES

NX 350H

EXECUTIVE

- | | | |
|---|--|---|
| <ul style="list-style-type: none">• Panoramic Moonroof• Premium Triple-Beam LED Headlamps• P235/50R20• 17 Speaker Mark Levinson Premium Audio System | <ul style="list-style-type: none">• Auto Leveling Headlamp System• Cornering Lamps• Dark Grey and Silver Machine Finished 20" Alloys• Lexus Interface with Safety Connect (up to 10 yr. trial), Service Connect (up to 10 yr. trial), Remote Connect (3 yr. trial) and Drive Connect (3 yr. trial)• Digital Display Rear View Mirror with Garage Door Opener• Power Rear Seat Adjustments 60/40 Split• Advanced Touch Steering Wheel• Digital Key• Front Cross Traffic Alert (FCTA)• Panoramic View Monitor | <ul style="list-style-type: none">• Headlamp Washers• Intelligent High Beam• Lexus Interface with 14" HD Touchscreen Display• Head-Up Display |
| <ul style="list-style-type: none">• Thematic Ambient Illumination – 64 colours• Heated Rear Seats• 4-way Power Adjustable Driver Seat Lumbar Support• Power Back Door with Kick Sensor• Advanced Park• Risk Avoidance Emergency Steer Assist (With Active Support)• Blind Spot Monitoring with RCTB | | <ul style="list-style-type: none">• Leather Seats• Power Folding and Reclining Rear Seats• Wireless Charger• Credit Card Key• Lane Change Assist• Intuitive Parking Assist with Auto Braking |

LUXURY

- | | | |
|--|--|---|
| <ul style="list-style-type: none">• Panoramic Moonroof• Lexus Interface with 14" HD Touchscreen Display | <ul style="list-style-type: none">• P235/50R20• Lexus Interface with Safety Connect (up to 10 yr. trial), Service Connect (up to 10 yr. trial), Remote Connect (3 yr. trial) and Drive Connect (3 yr. trial)• Digital Key• Lane Change Assist• Blind Spot Monitoring with RCTB | <ul style="list-style-type: none">• 20" Alloy Wheels• Thematic Ambient Illumination – 64 colours |
| <ul style="list-style-type: none">• Wireless Charger• Front Cross Traffic Alert (FCTA)• Intuitive Parking Assist with Auto Braking | | <ul style="list-style-type: none">• Credit Card Key• Risk Avoidance Emergency Steer Assist (With Active Support) |

ULTRA LUXURY

- | | | |
|--|---|---|
| <ul style="list-style-type: none">• Panoramic Moonroof• Premium Triple-Beam LED Headlamps• P235/50R20• Lexus Interface with Safety Connect (up to 10 yr. trial), Service Connect (up to 10 yr. trial), Remote Connect (3 yr. trial) and Drive Connect (3 yr. trial) | <ul style="list-style-type: none">• Auto Leveling Headlamp System• Cornering Lamps• 20" Alloy Wheels• Thematic Ambient Illumination – 64 colours | <ul style="list-style-type: none">• Headlamp Washers• Intelligent High Beam• Lexus Interface with 14" HD Touchscreen Display• Digital Display Rear View Mirror with Garage Door Opener |
| <ul style="list-style-type: none">• Wireless Charger• Credit Card Key• Risk Avoidance Emergency Steer Assist (With Active Support)• Blind Spot Monitoring with RCTB | <ul style="list-style-type: none">• Power Back Door with Kick Sensor• Front Cross Traffic Alert (FCTA)• Panoramic View Monitor | <ul style="list-style-type: none">• Digital Key• Lane Change Assist• Intuitive Parking Assist with Auto Braking |

2025 NXH HYBRID

EXPLORE

 BUILD & PRICE

COMPETITIVE COMPARISON

STANDARD SPECIFICATIONS

● Standard — Not Available ^ Available

NX 350h

EXTERIOR

EXTERIOR

Panoramic Moonroof	^
Silver Painted Roof Rails	●
Roof Mounted Spoiler	●
Power Slide / Tilt Moonroof	●

EXTERIOR LIGHTING

LED Fog Lamps	●
LED Daytime Running Lights	●
Auto Leveling Headlamp System	^
Headlamp Washers	^
Premium Triple-Beam LED Headlamps	^
Cornering Lamps	^
Premium LED Rear Combination Lamps	●
LED Clearance Lamps	●
Intelligent High Beam	^
Bi-Beam LED Headlamps	●

EXTERIOR MIRRORS

Power Folding Mirrors	●
Heated Side Mirrors	●
Reverse Auto Tilt Mirrors	●
Integrated Signal Lamps	●
Electrochromic Side View Mirror (driver side only)	●

MECHANICAL FEATURES

EV Mode	●
Vehicle Stability Control (VSC)	●
Hill-start Assist Control (HAC)	●
Drive Mode Select (Sport, Eco and Normal Modes)	●
Traction Control System (TRAC)	●

TIRES

Run-flat Tires	●
P235/50R20	^
P235/60R18	●

WHEELS

Dark Grey and Silver Machine Finished 20" Alloys	^
20" Alloy Wheels	^
18" Alloy Wheels	●

2025 NXH HYBRID

EXPLORE

 BUILD & PRICE

COMPETITIVE COMPARISON

STANDARD SPECIFICATIONS

● Standard — Not Available ^ Available

NX 350h

WIPERS

Windshield Wiper Deicer	●
Intermittent Rear Window Wiper	●
Rain Sensing Wipers	●

INFOTAINMENT

AUDIO

Roof Mounted Shark Fin Antenna	●
USB Input/Charging Port	●
2 Rear USB Ports	●

LEXUS INTERFACE

Wireless Apple CarPlay Compatability	●
Wireless Android Auto Compatability	●
Lexus Assistant	●
Lexus Interface with 14" HD Touchscreen Display	^
Bluetooth Capability	●
17 Speaker Mark Levinson Premium Audio System	^
SiriusXM Audio	●
HD Radio	●
Lexus Interface with Safety Connect (up to 10 yr. trial), Service Connect (up to 10 yr. trial), Remote Connect (3 yr. trial) and Drive Connect (3 yr. trial)	^
10 Speakers	●
Lexus Interface with 9.8" HD Touchscreen Display	●
Lexus Interface with Safety Connect (up to 10 yr. trial), Service Connect (up to 10 yr. trial), Remote Connect (3 yr. trial) and Drive Connect capable (paid subscription required)	●

INTERIOR

CLIMATE CONTROL

Dual-zone Automatic Climate Control	●
Dust, Pollen, Deodorizing Air Filter	●

FLOORING

Carpet Floor Mats	●
All Season Floor Mats	●

INSTRUMENTATION

7" Multi-information Display (MID)	●
Head-Up Display	^

INTERIOR LIGHTING

Cargo Lamp	●
------------	---

2025 NXH HYBRID

EXPLORE

 BUILD & PRICE

COMPETITIVE COMPARISON

STANDARD SPECIFICATIONS

● Standard — Not Available ^ Available	NX 350h
Thematic Ambient Illumination – 64 colours	^
Ambient Illumination – Single colour	●

INTERIOR MIRRORS

Digital Display Rear View Mirror with Garage Door Opener	^
Electrochromic Rear View Mirror w/Homelink (EC)	●

SEATS

Leather Seats	^
Heated Front Seats	●
Ventilated Front Seats	●
Heated Rear Seats	^
Rear Center Armrest	●
8-way Power Adjustable Driver and Passenger Seats	●
Rear Seat Reminder	●
Power Rear Seat Adjustments 60/40 Split	^
Power Folding and Reclining Rear Seats	^
4-way Power Adjustable Driver Seat Lumbar Support	^
Lexus Driver Memory System	●
NuLuxe™ Seats	●
2-way Power Adjustable Driver Lumbar Support	●
Rear Seat Adjustments 60/40 Split	●

STEERING WHEEL

Power Tilt & Telescopic Steering Wheel	●
Heated Leather Wrapped Steering Wheel	●
Steering Wheel Paddle Shifters	●
Advanced Touch Steering Wheel	^

STORAGE

Seat Back Pockets	●
Centre Console Box with Armrest	●

TRIM

Sliding Sun Visors w/Illuminated Mirror	●
---	---

TRUNK/CARGO

Cargo Area Mat	●
Cargo Net	●
Cargo Area Tonneau Cover	●

WINDOWS

Power Windows with Auto Up/Down for All Windows	●
Rear Window Defogger	●

2025 NXH HYBRID

EXPLORE

 BUILD & PRICE

COMPETITIVE COMPARISON

STANDARD SPECIFICATIONS

● Standard — Not Available ^ Available	NX 350h
Rear Privacy Glass	●
Front Windshield Acoustic Glass	●
Front Side Acoustic Glass	●

POWERTRAIN & MECHANICAL

BRAKES

Antilock Braking System (ABS)	●
Electronic Brake Force Distribution (EBD)	●
Brake Assist (BA)	●
Rear Disc Brakes	●
Electric Parking Brake (EPB)	●
Electronically Controlled Brake System (ECB)	●

ENGINE

Lexus Hybrid Drive	●
Variable Valve Timing with Intelligence Electrically Driven on Intake Cam (VVT-iE)	●
2.5 Litre 4-cylinder DOHC 16-Valve	●

MECHANICAL FEATURES

Trail Mode	●
AWD-e	●

STEERING MECHANICAL

Electric Power Steering (EPS)	●
-------------------------------	---

SUSPENSION

Macpherson Strut Front Suspension	●
Front and Rear Stabilizer Bar	●
Double Wishbone Rear Suspension	●
Coil Springs	●

TRANSMISSION

Sequential Shift Mode	●
Electronically Controlled Continuously Variable Transmission (ECVT)	●

SAFETY & CONVENIENCE

CONVENIENCE

Garage Door Opener	●
Wireless Charger	^
Power Back Door with Kick Sensor	^
Smart Key System w/Push Button Start	●
Sunglass Storage in Front Console Box	●
Digital Key	^

2025 NXH HYBRID

EXPLORE

 BUILD & PRICE

COMPETITIVE COMPARISON

STANDARD SPECIFICATIONS

● Standard — Not Available ^ Available	NX 350h
Credit Card Key	^
Advanced Park	^
Rear Camera Washer	●
Power Rear Door	●

LEXUS SAFETY SYSTEM+ 3.0

Road Sign Assist	●
Pre-Collision System with Pedestrian Detection, Bicycle Detection and Motorcycle Detection	●
Dynamic Radar Cruise Control with Curve Speed Management	●
Lane Departure Alert with Steering Assist	●
Emergency Driving Stop Support	●
Left Turn Oncoming Vehicle Detection/Braking	●
Right/Left Turn Oncoming Pedestrian Detection/Braking	●
Front to Front Oncoming Vehicle Detection	●
Automatic High Beam	●
Front Cross Traffic Alert (FCTA)	^
Lane Change Assist	^
Risk Avoidance Emergency Steer Assist (With Active Support)	^
Risk Avoidance Emergency Steer Assist	●

SAFETY

Driver Knee Airbag	●
Front Seat Side Airbags	●
Panoramic View Monitor	^
Front and Rear Side Curtain Shield Airbags	●
Front Passenger Seat Cushion Airbag	●
Intuitive Parking Assist with Auto Braking	^
Anchor Points for Child Restraint Seats	●
Dual Stage Driver & Passenger Airbags	●
Digital Latch with Safe Exit Assist	●
Blind Spot Monitoring with RCTB	^
Backup Camera with Back Guide Monitor	●
Blind Spot Monitor with RCTA	●

SECURITY

Engine Immobilizer	●
--------------------	---

WARNING

Low Washer Fluid	●
Tire Pressure Monitor System	●

DIMENSIONS

2025 NXH HYBRID

EXPLORE

 BUILD & PRICE

COMPETITIVE COMPARISON

STANDARD SPECIFICATIONS

● Standard — Not Available ^ Available

NX 350h

DIMENSIONS

Transmission	eCVT
Drivetrain	AWD
Number Cylinders	4
Body Type	4D
Horsepower (kW)	240 (179)
Fuel Capacity litres (gal.)	55 (15)
Fuel Consumption - City/Highway/Combined L/100km	5.7/6.4/6
Fuel Consumption - City/Highway/Combined mpg	50/44/47
Length mm (in.)	4660 (183.4)
Width mm (in.)	1865 (73.4)
Height mm (in.)	1680 (66.1)
Wheelbase mm (in.)	2690 (105.9)
Ground Clearance mm (in.)	185 (7.3)
Seating Capacity	5
Airbags	8
Front Headroom mm (in.)	942 (37.1)
Rear Headroom mm (in.)	968 (38.1)
Front Legroom mm (in.)	1042 (41)
Rear Legroom mm (in.)	917 (36.1)
Front Shoulder Room mm (in.)	1430 (56.3)
Rear Shoulder Room mm (in.)	1372 (54)
Cargo Capacity Behind 2nd Seat-Max. Cap. L (cu.Ft.)	643 (22.7)
Cargo Capacity L (cu. Ft.)	1328 (46.9)
Gross Vehicle Weight kg (lbs)	2380 (5247)
Towing Capacity kg (lbs.)*	907 (2000)
Payload(GVWR-curb weight) kg (lbs.)	580 (1279)
Base Curb Weight kg (lbs.)	1799.99 (3968.3)
Turning Circle m. (ft.)	5.8 (19)
Approach Angle (Degrees)	16
Departure Angle (Degrees)	25
Coefficient of Drag (cd.)	0.35
Number of Tires	4
Front Tread mm (in.)	1605 (63.2)
Rear Tread mm (in.)	1625 (64)

2025 NXH HYBRID

EXPLORE

 BUILD & PRICE

COMPETITIVE COMPARISON

IMPORTANT PRODUCT INFORMATION

This page contains information and product warnings for a wide variety of specifications, not all of which will be specifications that come with your selected vehicle. Global supply issues affecting the automotive manufacturing industry are causing new vehicle delivery delays and inventory of some vehicles may be limited. Please contact your local Toyota dealer for information about availability of your preferred Toyota vehicle

* Payload Capacity is the calculation of GVWR minus curb weight and should be used for comparison purposes only. The maximum amount of passenger and cargo weight your vehicle can carry is the Load Carrying Capacity indicated on the label(s) on the driver's doorjamb.

** Due to supply chain shortages, until further notice certain 2023 models equipped with the Digital Display Rear View Mirror will be built with the Auto-Dimming Mirror instead. Please reach out to a Toyota dealership for more details.

Connected Services (general mentions)

Driving while distracted can result in loss of vehicle control. Some features may be locked out while the vehicle is in gear. To reduce risk of accident while driving, exercise care when using the systems (even with the voice commands) and obey all local laws concerning use of the systems while driving (as some laws prohibit the use of electronic devices while operating a vehicle). Once the Connected Services by Toyota trial subscription expires, paid enrollment is required. Apple CarPlay, iPhone and Siri are trademarks of Apple Inc. Android Auto and Google Assistant are trademarks of Google LLC. A compatible customer phone pairing is required and customers are responsible for all data charges. Services are dependent upon connection to a compatible wireless network, provided by a third-party wireless service provider. Toyota is not responsible for cellular network discontinuance and will not provide compensation for reduced service availability.

Remote Connect. Use only if aware of circumstances surrounding vehicle and it is legal and safe to do so (e.g., do not remotely start engine if vehicle is in an enclosed space or vehicle is occupied by a child). Remote Connect depends on factors outside of Toyota's control, including an operative telematics device, a cellular connection, GPS signal, and the availability of a compatible wireless network, without which system functionality and availability may be limited or precluded. Digital Key also requires Bluetooth connectivity. Service may vary by vehicle and region. Requires app download and registration/subscription after trial (if applicable). Terms of Use apply. Data charges may apply. Remote start/stop not available on manual transmission-equipped vehicles. Services subject to change at any time without notice.

Safety Connect depends on factors outside of Toyota's control, including an operative telematics device, a cellular connection, GPS signal, and the availability of a compatible wireless network, without which system functionality and availability may be limited or precluded, including access to response center and emergency support. Stolen vehicle police report required to use Stolen Vehicle Locator. Automatic Collision Notification activates only in limited circumstances. Requires app download/registration and subscription after trial (if applicable). Service subject to change at any time without notice. Terms of Use apply. Service may vary by vehicle and region. See usage precautions and service limitations in Owner's Manual.

Drive Connect services not available in every city or roadway.

Service Connect information provided is based on the last time data was collected from the vehicle and is not real time data. Service Connect is not renewable as a stand-alone service and requires a subscription to any of Safety Connect, Remote Connect or Drive Connect upon trial expiration.

Birds Eye Camera: Cold weather and other environmental factors may limit system. Operates at low speed or when parked. Do not rely exclusively on the system as it is not intended to replace safe attentive operation of the vehicle. You should also look around outside your vehicle, over your shoulder and use your mirrors to confirm clearance.

Qi Wireless charging: Qi wireless charging may not be compatible with all mobile phones, MP3/WMA players and like models. When using the wireless charging system avoid placing metal objects between the wireless charger and the mobile device when charging is active. Doing so may cause metal objects to become hot and could cause burns.

Towing Capability: Before towing, confirm your vehicle and trailer are compatible, hooked up and loaded properly and that you have any necessary additional equipment. Do not exceed any Weight Ratings and follow all instructions in your Owner's Manual. The maximum you can tow depends on base curb weight plus the total weight of any cargo, occupants, and added vehicle equipment. "Added vehicle equipment" includes additional standard/optional equipment and accessories added by the manufacturer, dealers, and /or vehicle owners. The only way to be certain of your vehicle's exact curb weight is to weigh your vehicle without passengers or cargo. Installation of a tow hitch receiver or other accessories located near the rear bumper may require disabling or removing the kick sensor, and the sensor operation setting in your vehicle should be turned off. See Owner's Manual for limitations.

Toyota Safety Sense (TSS) Drivers should always be responsible for their own safe driving. Please always pay attention to your surroundings and drive safely. Depending on the conditions of roads, vehicles, weather, etc., the TSS systems may not work as intended.

Pre-Collisions System with Pedestrian & Bicyclist Detection: The TSS Pre-Collision System is designed to help avoid or reduce the impact speed and damage in certain frontal collisions only. The Pedestrian and Bicycle Detection system is designed to detect a pedestrian and bicyclist ahead of the vehicle, determine if impact is imminent and help reduce impact speed. It is not a substitute for safe and attentive driving. System effectiveness depends on many factors, such as speed, size and position of pedestrians and bicyclists, driver input and weather, light and road conditions. Do not overly rely on the Intuitive Intersection Support system. Always visually confirm that it is safe to proceed. System may not operate depending on the traffic conditions and intersection configuration. Intersection Support will NOT detect pedestrians crossing the road in the same direction as the vehicle. Emergency Steering Assist may not operate if an oncoming vehicle or an obstacle that would prevent a safe evasive manoeuvre are detected.

Automatic High Beam: Automatic High Beam system operates at speeds above approximately 34 km/h. Factors such as a dirty windshield, variable weather, lighting conditions and hilly terrain will limit effectiveness, requiring the driver to manually turn it off.

Lane Departure Alert with Steering Assist: Lane Departure Alert with Steering Assist is designed to read lane markers under certain conditions and provide visual and audible alerts and slight steering force when lane departure is detected. It is not a collision-avoidance system or a substitute for safe and attentive driving.

Dynamic Radar Cruise Control: Dynamic Radar Cruise Control is designed to assist the driver and is not a collision-avoidance system or a substitute for safe and attentive driving practices. System effectiveness depends on many factors such as weather, traffic and road conditions.

Lane Tracing (Trace) Assist (LTA): Lane Tracing (Trace) Assist (LTA) is designed to read visible lane markers and detect other vehicles under certain conditions. When potential lane departure is detected, LTA provides a visual warning and either an audible alert or vibration in the steering wheel and can apply a slight steering force. It is not a collision-avoidance system or a substitute for safe and attentive driving. Effectiveness is dependent on many factors including road, weather and vehicle conditions.

Colours: Not all exterior and interior colour options are available for every model. Some colours are available at an additional cost. Contact your Dealer for more information.

Fuel efficiency estimates: Fuel efficiency estimates were determined using approved Government of Canada Test Methods. Actual fuel consumption will vary based on driving habits and other factors.

Blind Spot Monitor System and Rear Cross-Traffic Alert System: Do not rely exclusively on the Blind Spot Monitor System and Rear Cross-Traffic Alert System. They are not collision-avoidance systems or substitutes for safe and attentive driving. Short Range Key Fob Remote Start: Active DCM required. DCM is active during connected services trial periods or with a paid subscription for connected services. Waiving your connected services will deactivate the DCM.

Details on the above features can be found in the Owner's Manuals (available on-line at toyota.ca) or through your local Toyota Dealer and pertains specifically to vehicles sold in Canada at authorized Toyota dealerships only. Every effort has been made to ensure the specifications and equipment described are accurate based on information available at time of creation of this Product Summary. In some cases, certain changes in production capacity, standard equipment, options or product delays may occur which would not be automatically reflected in this Product Summary. Toyota Canada Inc. reserves the right to make these changes without notice or obligation. The Toyota website toyota.ca is updated regularly and it or your Toyota Dealer are your best source for up-to-date information.

Date and mileage limitations refer to whichever comes first from the date of first purchase. Warranty coverage is subject to other terms and conditions. Refer to applicable Warranty and Maintenance Guide for full details.

2025 NX GAS

EXPLORE

 BUILD & PRICE

COMPETITIVE COMPARISON

MODELS



PACKAGE
Signature



PACKAGE
Premium
• Luxury
• F SPORT 1
• F SPORT 2
• Ultra Luxury
• Executive
• F SPORT 3

AVAILABLE EXTERIOR COLOURS

- Grecian Water
- Redline
- Copper Crest
- Ultra White
- Cloudburst Grey
- Ultrasonic Blue Mica 2.0
- Eminent White Pearl
- Caviar
- Nori Green Pearl
- Atomic Silver

AVAILABLE INTERIOR COLOURS

- Black with Black Open-Pore Wood Trim Leather
- Palomino with Black Open-Pore Wood Trim NuLuxe
- Black with Black Open-Pore Wood Trim NuLuxe
- Black with Black Prism Trim NuLuxe
- Rioja Red with Black Open-Pore Wood Trim Leather
- Rioja Red with Black Open-Pore Wood Trim NuLuxe
- Rioja Red with Black Prism Trim NuLuxe
- Black with Stippled Black Trim NuLuxe
- Palomino with Black Open-Pore Wood Trim Leather
- Palomino with Black Prism Trim NuLuxe
- Macadamia with Black Open-Pore Wood Trim Leather
- Circuit Red with Dark Graphite Aluminum Trim NuLuxe F SPORT

F SPORT Black with Dark Graphite Aluminum Trim NuLuxe F SPORT



2025 NX GAS

- EXPLORE
-  BUILD & PRICE
- COMPETITIVE COMPARISON

OPTIONAL PACKAGES

NX 350

EXECUTIVE

- Panoramic Moonroof
 - Premium Triple-Beam LED Headlamps
 - P235/50R20
 - 17 Speaker Mark Levinson Premium Audio System
 - Thematic Ambient Illumination – 64 colours
 - Heated Rear Seats
 - Advanced Touch Steering Wheel
 - Digital Key ***
 - Front Cross Traffic Alert (FCTA)
 - Rear Cross Traffic Brake
- Auto Leveling Headlamp System
 - Cornering Lamps
 - Dark Grey and Silver Machine Finished 20" Alloys
 - Lexus Interface with Safety Connect (up to 10 yr. trial), Service Connect (up to 10 yr. trial), Remote Connect (3 yr. trial) and Drive Connect (3 yr. trial)
 - Digital Display Rear View Mirror with Garage Door Opener
 - 4-way Power Adjustable Lumbar Support
 - Wireless Charger
 - Credit Card Key
 - Lane Change Assist
 - Panoramic View Monitor
- Headlamp Washers
 - Intelligent High Beam
 - Lexus Interface with 14" HD Touchscreen Display
 - Head-Up Display
 - Leather Seats
 - Power Rear Seat Adjustments 60/40 Split
 - Power Back Door with Kick Sensor
 - Advanced Park
 - Risk Avoidance Emergency Steer Assist (With Active Support)
 - Intuitive Parking Assist with Auto Braking

LUXURY

- Panoramic Moonroof
 - Lexus Interface with 14" HD Touchscreen Display
 - Wireless Charger
 - Front Cross Traffic Alert (FCTA)
 - Rear Cross Traffic Brake
- P235/50R20
 - Lexus Interface with Safety Connect (up to 10 yr. trial), Service Connect (up to 10 yr. trial), Remote Connect (3 yr. trial) and Drive Connect (3 yr. trial)
 - Digital Key ***
 - Lane Change Assist
 - Intuitive Parking Assist with Auto Braking
- 20" Alloy Wheels
 - Thematic Ambient Illumination – 64 colours
 - Credit Card Key
 - Risk Avoidance Emergency Steer Assist (With Active Support)

F SPORT 2

- Panoramic Moonroof
 - Painted Wheel Arch Mouldings
 - 20" F SPORT Black Alloy Wheels
 - Head-Up Display
 - 3-Spoke F SPORT Steering Wheel
 - Sport-tuned Suspension
 - Front Performance Damper
 - Lane Change Assist
 - Intuitive Parking Assist with Auto Braking
- F SPORT Front Grille
 - Drive Mode Select with Sport S/S+ and Custom mode
 - Lexus Interface with 14" HD Touchscreen Display
 - Thematic Ambient Illumination – 64 colours
 - Advanced Touch Steering Wheel
 - Adaptive Variable Suspension (AVS)
 - Wireless Charger
 - Risk Avoidance Emergency Steer Assist (With Active Support)
- Black Roof Rails
 - P235/50R20
 - Lexus Interface with Safety Connect (up to 10 yr. trial), Service Connect (up to 10 yr. trial), Remote Connect (3 yr. trial) and Drive Connect (3 yr. trial)
 - F SPORT Nuluxe™ Seats
 - F SPORT Shift Knob
 - Rear Performance Damper
 - Front Cross Traffic Alert (FCTA)
 - Rear Cross Traffic Brake

F SPORT 3

- Panoramic Moonroof
 - Painted Wheel Arch Mouldings
 - Premium Triple-Beam LED Headlamps
 - Drive Mode Select with Sport S/S+ and Custom mode
 - Lexus Interface with 14" HD Touchscreen Display
 - Head-Up Display
 - Heated Rear Seats
 - 3-Spoke F SPORT Steering Wheel
 - Sport-tuned Suspension
 - Front Performance Damper
- F SPORT Front Grille
 - Auto Leveling Headlamp System
 - Cornering Lamps
 - P235/50R20
 - 17 Speaker Mark Levinson Premium Audio System
 - Thematic Ambient Illumination – 64 colours
 - F SPORT Nuluxe™ Seats
 - Advanced Touch Steering Wheel
 - Adaptive Variable Suspension (AVS)
 - Wireless Charger
- Black Roof Rails
 - Headlamp Washers
 - Intelligent High Beam
 - 20" F SPORT Black Alloy Wheels
 - Lexus Interface with Safety Connect (up to 10 yr. trial), Service Connect (up to 10 yr. trial), Remote Connect (3 yr. trial) and Drive Connect (3 yr. trial)
 - Digital Display Rear View Mirror with Garage Door Opener
 - Power Rear Seat Adjustments 60/40 Split
 - F SPORT Shift Knob
 - Rear Performance Damper
 - Power Back Door with Kick Sensor

2025 NX GAS

EXPLORE

 BUILD & PRICE

COMPETITIVE COMPARISON

- Digital Key ***
 - Front Cross Traffic Alert (FCTA)
 - Rear Cross Traffic Brake
- Credit Card Key
 - Lane Change Assist
 - Panoramic View Monitor
- Advanced Park
 - Risk Avoidance Emergency Steer Assist (With Active Support)
 - Intuitive Parking Assist with Auto Braking

ULTRA LUXURY

- Panoramic Moonroof
 - Premium Triple-Beam LED Headlamps
 - P235/50R20
 - Lexus Interface with Safety Connect (up to 10 yr. trial), Service Connect (up to 10 yr. trial), Remote Connect (3 yr. trial) and Drive Connect (3 yr. trial)
 - Wireless Charger
 - Credit Card Key
 - Risk Avoidance Emergency Steer Assist (With Active Support)
 - Intuitive Parking Assist with Auto Braking
- Auto Leveling Headlamp System
 - Cornering Lamps
 - 20" Alloy Wheels
 - Thematic Ambient Illumination – 64 colours
 - Power Back Door with Kick Sensor
 - Front Cross Traffic Alert (FCTA)
 - Rear Cross Traffic Brake
- Headlamp Washers
 - Intelligent High Beam
 - Lexus Interface with 14" HD Touchscreen Display
 - Digital Display Rear View Mirror with Garage Door Opener
 - Digital Key
 - Lane Change Assist
 - Panoramic View Monitor

F SPORT 1

- F SPORT Front Grille
 - Painted Wheel Arch Mouldings
 - 20" F SPORT Black Alloy Wheels
 - F SPORT Nuluxe™ Seats
 - F SPORT Shift Knob
 - Rear Performance Damper
 - Remove: Front Cross Traffic Alert (FCTA)
 - Remove: Intuitive Parking Assist with Auto Braking
- Black Roof Rails
 - Drive Mode Select with Sport S/S+ and Custom mode
 - Remove: Lexus Interface 14" HD Touchscreen Display
 - 3-Spoke F SPORT Steering Wheel
 - Sport-tuned Suspension
 - Front Performance Damper
 - Remove: Lane Change Assist
 - Remove: Rear Cross Traffic Brake
- Remove: Panomarc Moonroof
 - P235/50R20
 - Head-Up Display
 - Advanced Touch Steering Wheel
 - Adaptive Variable Suspension (AVS)
 - Remove: Wireless Charging
 - Remove: Risk Avoidance Emergency Steer Assist (With Active Support)

2025 NX GAS

EXPLORE

 BUILD & PRICE

COMPETITIVE COMPARISON

STANDARD SPECIFICATIONS

● Standard — Not Available ^ Available

NX 250

NX 350

EXTERIOR

EXTERIOR

Rear Bumper Protector	●	●
Silver Painted Roof Rails	●	●
Roof Mounted Spoiler	●	●
Panoramic Moonroof	-	^
F SPORT Front Grille	-	^
Black Roof Rails	-	^
Painted Wheel Arch Mouldings	-	^
Power Slide / Tilt Moonroof	-	●
Remove: Panomarc Moonroof	-	^

EXTERIOR LIGHTING

LED Fog Lamps	●	●
LED Daytime Running Lights	●	●
Bi-Beam LED Headlamps	●	●
Premium LED Rear Combination Lamps	●	●
LED Clearance Lamps	●	●
Auto Leveling Headlamp System	-	^
Headlamp Washers	-	^
Premium Triple-Beam LED Headlamps	-	^
Cornering Lamps	-	^
Intelligent High Beam	-	^

EXTERIOR MIRRORS

Power Folding Mirrors	●	●
Heated Side Mirrors	●	●
Reverse Auto Tilt Mirrors	●	●
Electrochromic Side View Mirror (driver side only)	●	●

MECHANICAL FEATURES

Hill-start Assist Control (HAC)	●	●
DAC (Downhill Assist Control)	●	●
Traction Control System (TRAC)	●	●
Drive Mode Select (Sport, Eco and Normal Modes)	●	●
Drive Mode Select with Sport S/S+ and Custom mode	-	^

TIRES

Temporary Spare Tire	●	-
P235/60R18	●	●
Run-flat Tires	-	●

2025 NX GAS

EXPLORE

 BUILD & PRICE

COMPETITIVE COMPARISON

STANDARD SPECIFICATIONS

● Standard — Not Available ^ Available NX 250 NX 350

P235/50R20	-	^
------------	---	---

WHEELS

18" Alloy Wheels	●	●
T165/90D18	●	-
20" F SPORT Black Alloy Wheels	-	^
Dark Grey and Silver Machine Finished 20" Alloys	-	^
20" Alloy Wheels	-	^

WIPERS

Rain Sensing Wipers	●	●
Variable Intermittent Wipers, Windshield Wiper De-Icer	●	●

INFOTAINMENT

AUDIO

Roof Mounted Shark Fin Antenna	●	●
USB Input/Charging Port	●	●
2 Rear USB Ports	●	●

LEXUS INTERFACE

Wireless Apple CarPlay Compatability	●	●
Wireless Android Auto Compatability	●	●
Lexus Assistant	●	●
Lexus Interface with 9.8" HD Touchscreen Display	●	●
10 Speakers	●	●
Bluetooth Capability	●	●
SiriusXM Audio	●	●
HD Radio	●	●
Lexus Interface with Safety Connect (up to 10 yr. trial), Service Connect (up to 10 yr. trial), Remote Connect (3 yr. trial) and Drive Connect capable (paid subscription required)	●	●
Lexus Interface with 14" HD Touchscreen Display	-	^
Lexus Interface with Safety Connect (up to 10 yr. trial), Service Connect (up to 10 yr. trial), Remote Connect (3 yr. trial) and Drive Connect (3 yr. trial)	-	^
17 Speaker Mark Levinson Premium Audio System	-	^
Remove: Lexus Interface 14" HD Touchscreen Display	-	^

INTERIOR

CLIMATE CONTROL

Dual-zone Automatic Climate Control	●	●
Dust, Pollen, Deodorizing Air Filter	●	●

FLOORING

Carpet Floor Mats	●	●
-------------------	---	---

2025 NX GAS

EXPLORE

 BUILD & PRICE

COMPETITIVE COMPARISON

STANDARD SPECIFICATIONS

● Standard — Not Available ^ Available

	NX 250	NX 350
All Season Floor Mats	●	●

INSTRUMENTATION

7" Multi-information Display (MID)	●	●
Head-Up Display	-	^

INTERIOR LIGHTING

Cargo Lamp	●	●
Thematic Ambient Illumination – 64 colours	-	^
Ambient Illumination – Single colour	-	●

INTERIOR MIRRORS

Illuminated Vanity Mirrors	●	●
Electrochromic Rear View Mirror w/Homelink (EC)	●	●
Digital Display Rear View Mirror with Garage Door Opener	-	^

SEATS

8-way Power Adjustable Drivers Seat	●	●
8-way Power Adjustable Passenger Seat	●	●
Heated Front Seats	●	●
Rear Center Armrest	●	●
2-way Power Adjustable Driver Lumbar Support	●	●
Rear Seat Reminder	●	●
Rear Seat Adjustments 60/40 Split	●	●
NuLuxe™	●	●
Ventilated Front Seats	-	●
F SPORT NuLuxe™ Seats	-	^
Lexus Driver Memory System	-	●
Leather Seats	-	^
Heated Rear Seats	-	^
4-way Power Adjustable Lumbar Support	-	^
Power Rear Seat Adjustments 60/40 Split	-	^

STEERING WHEEL

Tilt & Telescopic Steering Wheel	●	-
Leather Wrapped Steering Wheel	●	●
Heated Steering Wheel	●	●
Steering Wheel Audio Controls	●	●
Steering Wheel Paddle Shifters	●	●
Power Tilt & Telescopic Steering Wheel	-	●
3-Spoke F SPORT Steering Wheel	-	^
Advanced Touch Steering Wheel	-	^

2025 NX GAS

EXPLORE

 BUILD & PRICE

COMPETITIVE COMPARISON

STANDARD SPECIFICATIONS

● Standard — Not Available ^ Available

NX 250

NX 350

STORAGE

Centre Console Box with Armrest	●	●
---------------------------------	---	---

TRIM

Leather Wrapped Shift Knob	●	●
F SPORT Shift Knob	-	^

TRUNK/CARGO

Cargo Area Mat	●	●
Cargo Net	●	●
Cargo Area Tonneau Cover	●	●

WINDOWS

Power Windows with Auto Up/Down for All Windows	●	●
Rear Window Defogger	●	●
Rear Privacy Glass	●	●
Front Windshield Acoustic Glass	●	●
Front Side Acoustic Glass	-	●

POWERTRAIN & MECHANICAL

BRAKES

Antilock Braking System (ABS)	●	●
Front Ventilated Disc Brakes	●	●
Electronic Brake Force Distribution (EBD)	●	●
Brake Assist (BA)	●	●
Rear Disc Brakes	●	●
Electric Parking Brake (EPB)	●	●

ENGINE

Variable Valve Timing with Intelligence Electrically Driven on Intake Cam (VVT-iE)	●	-
2.5 Litre 4-cylinder DOHC 16-Valve	●	-
Dual Variable Valve Timing with intelligence (VVT-i)	-	●
Intercooled	-	●
Turbocharged	-	●
Active Noise Control	-	●
2.4-Litre Turbo Gas Engine	-	●

MECHANICAL FEATURES

Dynamic Torque Control AWD System	●	-
Trail Mode	●	●
Electronically Controlled Full-Time All-Wheel Drive (AWD)	-	●

STEERING MECHANICAL

2025 NX GAS

EXPLORE

 BUILD & PRICE

COMPETITIVE COMPARISON

STANDARD SPECIFICATIONS

● Standard — Not Available ^ Available

	NX 250	NX 350
Electric Power Steering (EPS)	●	●

SUSPENSION

Front and Rear Stabilizer Bar	●	●
Macpherson Gas Struts	●	●
Double Wishbone Type	●	●
Coil Springs	●	●
Sport-tuned Suspension	-	^
Adaptive Variable Suspension (AVS)	-	^
Rear Performance Damper	-	^
Front Performance Damper	-	^

TRANSMISSION

Sequential Shift Mode	●	●
Direct Shift 8-speed Automatic	●	●

SAFETY & CONVENIENCE

CONVENIENCE

Garage Door Opener	●	●
Smart Key System w/Push Button Start	●	●
Sunglass Storage in Front Console Box	●	●
Rear Camera Washer	●	●
Wireless Charger	-	^
Power Rear Door	-	●
Power Back Door with Kick Sensor	-	^
Digital Key ***	-	^
Credit Card Key	-	^
Advanced Park	-	^
Remove: Wireless Charging	-	^

LEXUS SAFETY SYSTEM+ 3.0

Road Sign Assist	●	●
Pre-Collision System with Pedestrian Detection, Bicycle Detection and Motorcycle Detection	●	●
Dynamic Radar Cruise Control with Curve Speed Management	●	●
Lane Departure Alert with Steering Assist	●	●
Risk Avoidance Emergency Steer Assist	●	●
Emergency Driving Stop Support	●	●
Left Turn Oncoming Vehicle Detection/Braking	●	●
Right/Left Turn Oncoming Pedestrian Detection/Braking	●	●
Front to Front Oncoming Vehicle Detection	●	●
Automatic High Beam	●	●

2025 NX GAS

EXPLORE

 BUILD & PRICE

COMPETITIVE COMPARISON

STANDARD SPECIFICATIONS

● Standard — Not Available ^ Available	NX 250	NX 350
Front Cross Traffic Alert (FCTA)	-	^
Lane Change Assist	-	^
Risk Avoidance Emergency Steer Assist (With Active Support)	-	^
Remove: Front Cross Traffic Alert (FCTA)	-	^
Remove: Lane Change Assist	-	^
Remove: Risk Avoidance Emergency Steer Assist (With Active Support)	-	^

SAFETY

Driver Knee Airbag	●	●
Rear Cross Traffic Alert	●	●
Front Seat Side Airbags	●	●
Blind Spot Monitor System	●	●
Front and Rear Side Curtain Shield Airbags	●	●
Front Passenger Seat Cushion Airbag	●	●
Backup Camera with Back Guide Monitor	●	●
Front Passenger Airbag Status Indicator	●	●
Anchor Points for Child Restraint Seats	●	●
Dual Stage Driver & Passenger Airbags	●	●
Digital Latch with Safe Exit Assist	●	●
Rear Cross Traffic Brake	-	^
Intuitive Parking Assist with Auto Braking	-	^
Panoramic View Monitor	-	^
Remove: Intuitive Parking Assist with Auto Braking	-	^
Remove: Rear Cross Traffic Brake	-	^

SECURITY

Engine Immobilizer	●	●
--------------------	---	---

WARNING

Low Washer Fluid	●	●
Tire Pressure Monitor System	●	●

DIMENSIONS

DIMENSIONS

Transmission	8 Speed Automatic	8 Speed Automatic
Drivetrain	AWD	AWD
Number Cylinders	4	4
Body Type	4D	4D
Horsepower (kW)	203 (151) @ 6600 RPM	275 @ 6000 RPM
Fuel Capacity litres (gal.)	55 (15)	55 (15)
Fuel Consumption - City/Highway/Combined L/100km	9.4/7.4/8.4	10.9/8.5/9.8

2025 NX GAS

EXPLORE

 BUILD & PRICE

COMPETITIVE COMPARISON

STANDARD SPECIFICATIONS

● Standard — Not Available ^ Available	NX 250	NX 350
Fuel Consumption - City/Highway/Combined mpg	30/38/34	26/33/29
Length mm (in.)	4660 (183.4)	4660 (183.4)
Width mm (in.)	1865 (73.4)	1865 (73.4)
Height mm (in.)	1680 (66.1)	1680 (66.1)
Wheelbase mm (in.)	2690 (105.9)	2690 (105.9)
Ground Clearance mm (in.)	205 (8.1)	205 (8.1)
Seating Capacity	5	5
Airbags	8	8
Front Headroom mm (in.)	942 (37.1)	942 (37.1)
Rear Headroom mm (in.)	968 (38.1)	968 (38.1)
Front Legroom mm (in.)	1041 (41)	1041 (41)
Rear Legroom mm (in.)	917 (36.1)	917 (36.1)
Front Shoulder Room mm (in.)	1430 (56.3)	1430 (56.3)
Rear Shoulder Room mm (in.)	1372 (54)	1372 (54)
Cargo Capacity Behind 2nd Seat-Max. Cap. L (cu.Ft.)	643 (22.7)	643 (22.7)
Cargo Capacity L (cu. Ft.)	1328 (46.9)	1328 (46.9)
Gross Vehicle Weight kg (lbs)	2265.7 (4995)	2369.98 (5224.9)
Towing Capacity kg (lbs.)*	910 (2006)	910 (2006)
Payload(GVWR-curb weight) kg (lbs.)	585 (1290)	610 (1345)
Base Curb Weight kg (lbs.)	1680.02 (3703.8)	1759.99 (3880.1)
Turning Circle m. (ft.)	5.8 (19)	5.8 (19)
Approach Angle (Degrees)	16	16
Departure Angle (Degrees)	25	25
Coefficient of Drag (cd.)	0.35	0.35
Number of Tires	5	4
Front Tread mm (in.)	1606 (63.2)	1606 (63.2)
Rear Tread mm (in.)	1626 (64)	1626 (64)

2025 NX GAS

EXPLORE

 BUILD & PRICE

COMPETITIVE COMPARISON

IMPORTANT PRODUCT INFORMATION

This page contains information and product warnings for a wide variety of specifications, not all of which will be specifications that come with your selected vehicle. Global supply issues affecting the automotive manufacturing industry are causing new vehicle delivery delays and inventory of some vehicles may be limited. Please contact your local Toyota dealer for information about availability of your preferred Toyota vehicle

* Payload Capacity is the calculation of GVWR minus curb weight and should be used for comparison purposes only. The maximum amount of passenger and cargo weight your vehicle can carry is the Load Carrying Capacity indicated on the label(s) on the driver's doorjamb.
** Due to supply chain shortages, until further notice certain 2023 models equipped with the Digital Display Rear View Mirror will be built with the Auto-Dimming Mirror instead. Please reach out to a Toyota dealership for more details.

Connected Services (general mentions)
Driving while distracted can result in loss of vehicle control. Some features may be locked out while the vehicle is in gear. To reduce risk of accident while driving, exercise care when using the systems (even with the voice commands) and obey all local laws concerning use of the systems while driving (as some laws prohibit the use of electronic devices while operating a vehicle). Once the Connected Services by Toyota trial subscription expires, paid enrollment is required. Apple CarPlay, iPhone and Siri are trademarks of Apple Inc. Android Auto and Google Assistant are trademarks of Google LLC. A compatible customer phone pairing is required and customers are responsible for all data charges. Services are dependent upon connection to a compatible wireless network, provided by a third-party wireless service provider. Toyota is not responsible for cellular network discontinuance and will not provide compensation for reduced service availability.

Remote Connect. Use only if aware of circumstances surrounding vehicle and it is legal and safe to do so (e.g., do not remotely start engine if vehicle is in an enclosed space or vehicle is occupied by a child). Remote Connect depends on factors outside of Toyota's control, including an operative telematics device, a cellular connection, GPS signal, and the availability of a compatible wireless network, without which system functionality and availability may be limited or precluded. Digital Key also requires Bluetooth connectivity. Service may vary by vehicle and region. Requires app download and registration/subscription after trial (if applicable). Terms of Use apply. Data charges may apply. Remote start/stop not available on manual transmission-equipped vehicles. Services subject to change at any time without notice.

Safety Connect depends on factors outside of Toyota's control, including an operative telematics device, a cellular connection, GPS signal, and the availability of a compatible wireless network, without which system functionality and availability may be limited or precluded, including access to response center and emergency support. Stolen vehicle police report required to use Stolen Vehicle Locator. Automatic Collision Notification activates only in limited circumstances. Requires app download/registration and subscription after trial (if applicable). Service subject to change at any time without notice. Terms of Use apply. Service may vary by vehicle and region. See usage precautions and service limitations in Owner's Manual.

Drive Connect services not available in every city or roadway.
Service Connect information provided is based on the last time data was collected from the vehicle and is not real time data. Service Connect is not renewable as a stand-alone service and requires a subscription to any of Safety Connect, Remote Connect or Drive Connect upon trial expiration.

Birds Eye Camera: Cold weather and other environmental factors may limit system. Operates at low speed or when parked. Do not rely exclusively on the system as it is not intended to replace safe attentive operation of the vehicle. You should also look around outside your vehicle, over your shoulder and use your mirrors to confirm clearance.

Qi Wireless charging: Qi wireless charging may not be compatible with all mobile phones, MP3/WMA players and like models. When using the wireless charging system avoid placing metal objects between the wireless charger and the mobile device when charging is active. Doing so may cause metal objects to become hot and could cause burns.

Towing Capability: Before towing, confirm your vehicle and trailer are compatible, hooked up and loaded properly and that you have any necessary additional equipment. Do not exceed any Weight Ratings and follow all instructions in your Owner's Manual. The maximum you can tow depends on base curb weight plus the total weight of any cargo, occupants, and added vehicle equipment. "Added vehicle equipment" includes additional standard/optional equipment and accessories added by the manufacturer, dealers, and /or vehicle owners. The only way to be certain of your vehicle's exact curb weight is to weigh your vehicle without passengers or cargo. Installation of a tow hitch receiver or other accessories located near the rear bumper may require disabling or removing the kick sensor, and the sensor operation setting in your vehicle should be turned off. See Owner's Manual for limitations.

Toyota Safety Sense (TSS) Drivers should always be responsible for their own safe driving. Please always pay attention to your surroundings and drive safely. Depending on the conditions of roads, vehicles, weather, etc., the TSS systems may not work as intended.

Pre-Collisions System with Pedestrian & Bicyclist Detection: The TSS Pre-Collision System is designed to help avoid or reduce the impact speed and damage in certain frontal collisions only. The Pedestrian and Bicycle Detection system is designed to detect a pedestrian and bicyclist ahead of the vehicle, determine if impact is imminent and help reduce impact speed. It is not a substitute for safe and attentive driving. System effectiveness depends on many factors, such as speed, size and position of pedestrians and bicyclists, driver input and weather, light and road conditions. Do not overly rely on the Intuitive Intersection Support system. Always visually confirm that it is safe to proceed. System may not operate depending on the traffic conditions and intersection configuration. Intersection Support will NOT detect pedestrians crossing the road in the same direction as the vehicle. Emergency Steering Assist may not operate if an oncoming vehicle or an obstacle that would prevent a safe evasive manoeuvre are detected.

Automatic High Beam: Automatic High Beam system operates at speeds above approximately 34 km/h. Factors such as a dirty windshield, variable weather, lighting conditions and hilly terrain will limit effectiveness, requiring the driver to manually turn it off.

Lane Departure Alert with Steering Assist: Lane Departure Alert with Steering Assist is designed to read lane markers under certain conditions and provide visual and audible alerts and slight steering force when lane departure is detected. It is not a collision-avoidance system or a substitute for safe and attentive driving.

Dynamic Radar Cruise Control: Dynamic Radar Cruise Control is designed to assist the driver and is not a collision-avoidance system or a substitute for safe and attentive driving practices. System effectiveness depends on many factors such as weather, traffic and road conditions.

Lane Tracing (Trace) Assist (LTA): Lane Tracing (Trace) Assist (LTA) is designed to read visible lane markers and detect other vehicles under certain conditions. When potential lane departure is detected, LTA provides a visual warning and either an audible alert or vibration in the steering wheel and can apply a slight steering force. It is not a collision-avoidance system or a substitute for safe and attentive driving. Effectiveness is dependent on many factors including road, weather and vehicle conditions.

Colours: Not all exterior and interior colour options are available for every model. Some colours are available at an additional cost. Contact your Dealer for more information.
Fuel efficiency estimates: Fuel efficiency estimates were determined using approved Government of Canada Test Methods. Actual fuel consumption will vary based on driving habits and other factors.

Blind Spot Monitor System and Rear Cross-Traffic Alert System: Do not rely exclusively on the Blind Spot Monitor System and Rear Cross-Traffic Alert System. They are not collision-avoidance systems or substitutes for safe and attentive driving. Short Range Key Fob Remote Start: Active DCM required. DCM is active during connected services trial periods or with a paid subscription for connected services. Waiving your connected services will deactivate the DCM.

Details on the above features can be found in the Owner's Manuals (available on-line at toyota.ca) or through your local Toyota Dealer and pertains specifically to vehicles sold in Canada at authorized Toyota dealerships only. Every effort has been made to ensure the specifications and equipment described are accurate based on information available at time of creation of this Product Summary. In some cases, certain changes in production capacity, standard equipment, options or product delays may occur which would not be automatically reflected in this Product Summary. Toyota Canada Inc. reserves the right to make these changes without notice or obligation. The Toyota website toyota.ca is updated regularly and it or your Toyota Dealer are your best source for up-to-date information.

Date and mileage limitations refer to whichever comes first from the date of first purchase. Warranty coverage is subject to other terms and conditions. Refer to applicable Warranty and Maintenance Guide for full details.