

2025 LCH HYBRID

- EXPLORE
- BUILD & PRICE
- COMPETITIVE COMPARISON

MODELS



PACKAGE

Performance Package

AVAILABLE EXTERIOR COLOURS

- Iridium

Flare Yellow

Nori Green Pearl
- Cloudburst Grey

Infrared

Copper Crest
- Caviar

Ultrasonic Blue Mica 2.0

Ultra White

AVAILABLE INTERIOR COLOURS

- Toasted Caramel Alcantara & Leather

Black Alcantara & Leather
- Blue & White Semi-Aniline Leather
- Rioja Red Alcantara & Leather



PRODUCT SUMMARY

2025 LCH HYBRID

EXPLORE

 BUILD & PRICE

COMPETITIVE COMPARISON

STANDARD SPECIFICATIONS

● Standard

— Not Available

^ Available

LC 500h

EXTERIOR

EXTERIOR

Carbon Fibre Roof	●
Retractable Rear Spoiler	●

EXTERIOR LIGHTING

LED Daytime Running Lights	●
Auto Leveling Headlamp System	●
LED Cornering Lamps	●
LED Rear Combination Lamps	●

EXTERIOR MIRRORS

Memory Mirrors	●
Integrated LED Foot Lamps	●
Power Adjustable Heated Exterior Mirrors	●

MECHANICAL FEATURES

Vehicle Dynamics Integrated Management (VDIM)	●
Rear Wheel Drive (RWD)	●
Active rear sport differential	●

TIRES

Tire Repair Kit	●
Non Run-flat Tires	●
P275/35R21 (Rear)	●
P245/40R21 (Front)	●

WHEELS

21" Forged Alloy Wheels	●
-------------------------	---

WIPERS

Windshield Wiper Deicer	●
Direct Spray Arm Wipers	●

INFOTAINMENT

AUDIO

+2 USB Charging Ports	●
Mark Levinson Premium Surround Sound Audio System with High Resolution Audio	●

ENFORM AUDIO

13 Speakers	●
-------------	---

LEXUS INTERFACE

Wireless Apple CarPlay Compatability	●
--------------------------------------	---

PRODUCT SUMMARY

2025 LCH HYBRID

EXPLORE

 BUILD & PRICE

COMPETITIVE COMPARISON

STANDARD SPECIFICATIONS	
● Standard — Not Available ^ Available	LC 500h
Wireless Android Auto Compatability	●
Lexus Assistant	●
Bluetooth Capability	●
SiriusXM Audio	●
12.3" HD Touchscreen Display	●
Lexus Interface with Safety Connect (up to 10 yr. trial), Service Connect (up to 10 yr. trial), Remote Connect (3 yr. trial) and Drive Connect (3 yr. trial)	●

INTERIOR

CLIMATE CONTROL

Dual-zone Automatic Climate Control	●
Lexus Climate Concierge	●

FLOORING

Carpet Floor Mats	●
All Season Floor Mats	●

INSTRUMENTATION

Multi Information Display	●
Head-Up Display	●
Full TFT LCD Gauge Cluster	●

INTERIOR MIRRORS

Auto-Dimming Rear View Mirror	●
-------------------------------	---

SEATS

Sport Seats	●
8-way Power Adjustable Driver and Passenger Seats	●
Driver Seat Memory System	●
Alcantara & Leather Seats	●
Heated & Ventilated Front Seats	●
Passenger Seat Memory System	●

STEERING WHEEL

Power Tilt & Telescopic Steering Wheel	●
Heated Steering Wheel with Adjustable Temperature Control	●
Steering Wheel Audio Controls	●
Multi-Information Display Steering Wheel Controls	●
Steering Wheel Paddle Shifters	●

TRIM

Alcantara Head Liner	●
Carbon Fiber Reinforced Polymer Scuff Plates	●

2025 LCH HYBRID

EXPLORE

 BUILD & PRICE

COMPETITIVE COMPARISON

STANDARD SPECIFICATIONS

● Standard — Not Available ^ Available

LC 500h

TRUNK/CARGO

Cargo Net	●
Cargo Area Carpet Mat	●

WINDOWS

Power Windows with Auto Up/Down for All Windows	●
UV Glass Protection	●

POWERTRAIN & MECHANICAL

BRAKES

Aluminum Monoblock Brake Calipers	●
Front 2-piece brake rotors	●
Front and Rear Ventilated Disc Brakes	●

ENGINE

Dual Variable Valve Timing with intelligence (VVT-i)	●
Direct Injection	●
Lexus Hybrid Drive	●
Lexus Multistage Hybrid Drive	●
3.5 L 6-CYL	●
Atkinson Cycle	●

MECHANICAL FEATURES

Hill-start Assist Control (HAC)	●
Drive Mode Select with Sport S+ mode	●

STEERING MECHANICAL

4 Wheel Active Steering	●
Variable Gear Ratio Steering (VGRS)	●

SUSPENSION

Adaptive Variable Suspension (AVS)	●
Multi-Link Type	●

TRANSMISSION

Paddle Shifters	●
'M' mode with 10-speed AT Simulated Shift Control	●
Shift-by-wire Gear Lever	●
Multistage Transmission	●

SAFETY & CONVENIENCE

CONVENIENCE

Garage Door Opener	●
--------------------	---

2025 LCH HYBRID

EXPLORE

 BUILD & PRICE

COMPETITIVE COMPARISON

STANDARD SPECIFICATIONS

● Standard — Not Available ^ Available	LC 500h
Push Button Start	●
Smart Key System	●
Wallet Size Smart Key	●
Short Range Key Fob Remote Start (requires active DCM)	●

LEXUS SAFETY SYSTEM+ 2.5

Automatic High Beam	●
Full-Speed Range Dynamic Radar Cruise Control	●
Pre-Collision System with Pedestrian Detection and Bicycle Detection	●
Lane Departure Alert with Steering Assist	●
Left Turn Intersection Support	●
Front-to-Front Risk Detection	●

SAFETY

Passenger Airbag Supplemental Restraint System (SRS)	●
Front Seat Side Airbags	●
First Aid Kit	●
Intuitive Parking Assist	●
Panoramic View Monitor	●
Front and Rear Side Curtain Shield Airbags	●
Driver and Front Passenger Knee Airbags	●
Driver & Passenger Airbag Supplemental Restraint System (SRS)	●
Blind Spot Monitor with RCTA	●
Front Passenger Airbag Status Indicator	●
LED Brake Lamps	●

WARNING

Door Ajar	●
Low Washer Fluid	●
Low Engine Oil Level	●
Oil Maintenance Warning with Mileage Counter	●
Tire Pressure Monitor System	●
Head Lamps On	●
Shift Position Indicator	●
Low Coolant Level	●
Low Fuel Warning Light	●
Front Driver and Passenger Seatbelt	●

DIMENSIONS

DIMENSIONS

Transmission	Multi-Stage Hybrid
--------------	--------------------

2025 LCH HYBRID

EXPLORE

 BUILD & PRICE

COMPETITIVE COMPARISON

STANDARD SPECIFICATIONS

● Standard — Not Available ^ Available

LC 500h

Drivetrain	RWD
Number Cylinders	6
Body Type	2D
Horsepower (kW)	354 (264)
Fuel Capacity litres (gal.)	84 (22)
Fuel Consumption - City/Highway/Combined L/100km	9/7.1/8.1
Fuel Consumption - City/Highway/Combined mpg	31/40/35
Length mm (in.)	4761 (187.4)
Width mm (in.)	1921 (75.6)
Height mm (in.)	1344 (52.9)
Wheelbase mm (in.)	2871 (113)
Ground Clearance mm (in.)	140 (5.5)
Seating Capacity	4
Airbags	8
Front Headroom mm (in.)	932 (36.7)
Rear Headroom mm (in.)	818 (32.2)
Front Legroom mm (in.)	1067 (42)
Rear Legroom mm (in.)	826 (32.5)
Front Shoulder Room mm (in.)	1438 (56.6)
Rear Shoulder Room mm (in.)	1245 (49)
Cargo Capacity L (cu. Ft.)	133 (4.7)
Gross Vehicle Weight kg (lbs)	2465.01 (5434.4)
Payload(GVWR-curb weight) kg (lbs.)	465 (1025)
Base Curb Weight kg (lbs.)	1999.98 (4409.2)
Approach Angle (Degrees)	12
Departure Angle (Degrees)	16
Coefficient of Drag (cd.)	0.33
Number of Tires	4
Front Tread mm (in.)	1631 (64.2)
Rear Tread mm (in.)	1636 (64.4)

2025 LCH HYBRID

EXPLORE

 BUILD & PRICE

COMPETITIVE COMPARISON

IMPORTANT PRODUCT INFORMATION

This page contains information and product warnings for a wide variety of specifications, not all of which will be specifications that come with your selected vehicle. Global supply issues affecting the automotive manufacturing industry are causing new vehicle delivery delays and inventory of some vehicles may be limited. Please contact your local Toyota dealer for information about availability of your preferred Toyota vehicle

* Payload Capacity is the calculation of GVWR minus curb weight and should be used for comparison purposes only. The maximum amount of passenger and cargo weight your vehicle can carry is the Load Carrying Capacity indicated on the label(s) on the driver's doorjamb.

** Due to supply chain shortages, until further notice certain 2023 models equipped with the Digital Display Rear View Mirror will be built with the Auto-Dimming Mirror instead. Please reach out to a Toyota dealership for more details.

Connected Services (general mentions)

Driving while distracted can result in loss of vehicle control. Some features may be locked out while the vehicle is in gear. To reduce risk of accident while driving, exercise care when using the systems (even with the voice commands) and obey all local laws concerning use of the systems while driving (as some laws prohibit the use of electronic devices while operating a vehicle). Once the Connected Services by Toyota trial subscription expires, paid enrollment is required. Apple CarPlay, iPhone and Siri are trademarks of Apple Inc. Android Auto and Google Assistant are trademarks of Google LLC. A compatible customer phone pairing is required and customers are responsible for all data charges. Services are dependent upon connection to a compatible wireless network, provided by a third-party wireless service provider. Toyota is not responsible for cellular network discontinuance and will not provide compensation for reduced service availability.

Remote Connect. Use only if aware of circumstances surrounding vehicle and it is legal and safe to do so (e.g., do not remotely start engine if vehicle is in an enclosed space or vehicle is occupied by a child). Remote Connect depends on factors outside of Toyota's control, including an operative telematics device, a cellular connection, GPS signal, and the availability of a compatible wireless network, without which system functionality and availability may be limited or precluded. Digital Key also requires Bluetooth connectivity. Service may vary by vehicle and region. Requires app download and registration/subscription after trial (if applicable). Terms of Use apply. Data charges may apply. Remote start/stop not available on manual transmission-equipped vehicles. Services subject to change at any time without notice.

Safety Connect depends on factors outside of Toyota's control, including an operative telematics device, a cellular connection, GPS signal, and the availability of a compatible wireless network, without which system functionality and availability may be limited or precluded, including access to response center and emergency support. Stolen vehicle police report required to use Stolen Vehicle Locator. Automatic Collision Notification activates only in limited circumstances. Requires app download/registration and subscription after trial (if applicable). Service subject to change at any time without notice. Terms of Use apply. Service may vary by vehicle and region. See usage precautions and service limitations in Owner's Manual.

Drive Connect services not available in every city or roadway.

Service Connect information provided is based on the last time data was collected from the vehicle and is not real time data. Service Connect is not renewable as a stand-alone service and requires a subscription to any of Safety Connect, Remote Connect or Drive Connect upon trial expiration.

Birds Eye Camera: Cold weather and other environmental factors may limit system. Operates at low speed or when parked. Do not rely exclusively on the system as it is not intended to replace safe attentive operation of the vehicle. You should also look around outside your vehicle, over your shoulder and use your mirrors to confirm clearance.

Qi Wireless charging: Qi wireless charging may not be compatible with all mobile phones, MP3/WMA players and like models. When using the wireless charging system avoid placing metal objects between the wireless charger and the mobile device when charging is active. Doing so may cause metal objects to become hot and could cause burns.

Towing Capability: Before towing, confirm your vehicle and trailer are compatible, hooked up and loaded properly and that you have any necessary additional equipment. Do not exceed any Weight Ratings and follow all instructions in your Owner's Manual. The maximum you can tow depends on base curb weight plus the total weight of any cargo, occupants, and added vehicle equipment. "Added vehicle equipment" includes additional standard/optional equipment and accessories added by the manufacturer, dealers, and /or vehicle owners. The only way to be certain of your vehicle's exact curb weight is to weigh your vehicle without passengers or cargo. Installation of a tow hitch receiver or other accessories located near the rear bumper may require disabling or removing the kick sensor, and the sensor operation setting in your vehicle should be turned off. See Owner's Manual for limitations.

Toyota Safety Sense (TSS) Drivers should always be responsible for their own safe driving. Please always pay attention to your surroundings and drive safely. Depending on the conditions of roads, vehicles, weather, etc., the TSS systems may not work as intended.

Pre-Collisions System with Pedestrian & Bicyclist Detection: The TSS Pre-Collision System is designed to help avoid or reduce the impact speed and damage in certain frontal collisions only. The Pedestrian and Bicycle Detection system is designed to detect a pedestrian and bicyclist ahead of the vehicle, determine if impact is imminent and help reduce impact speed. It is not a substitute for safe and attentive driving. System effectiveness depends on many factors, such as speed, size and position of pedestrians and bicyclists, driver input and weather, light and road conditions. Do not overly rely on the Intuitive Intersection Support system. Always visually confirm that it is safe to proceed. System may not operate depending on the traffic conditions and intersection configuration. Intersection Support will NOT detect pedestrians crossing the road in the same direction as the vehicle. Emergency Steering Assist may not operate if an oncoming vehicle or an obstacle that would prevent a safe evasive manoeuvre are detected.

Automatic High Beam: Automatic High Beam system operates at speeds above approximately 34 km/h. Factors such as a dirty windshield, variable weather, lighting conditions and hilly terrain will limit effectiveness, requiring the driver to manually turn it off.

Lane Departure Alert with Steering Assist: Lane Departure Alert with Steering Assist is designed to read lane markers under certain conditions and provide visual and audible alerts and slight steering force when lane departure is detected. It is not a collision-avoidance system or a substitute for safe and attentive driving.

Dynamic Radar Cruise Control: Dynamic Radar Cruise Control is designed to assist the driver and is not a collision-avoidance system or a substitute for safe and attentive driving practices. System effectiveness depends on many factors such as weather, traffic and road conditions.

Lane Tracing (Trace) Assist (LTA): Lane Tracing (Trace) Assist (LTA) is designed to read visible lane markers and detect other vehicles under certain conditions. When potential lane departure is detected, LTA provides a visual warning and either an audible alert or vibration in the steering wheel and can apply a slight steering force. It is not a collision-avoidance system or a substitute for safe and attentive driving. Effectiveness is dependent on many factors including road, weather and vehicle conditions.

Colours: Not all exterior and interior colour options are available for every model. Some colours are available at an additional cost. Contact your Dealer for more information.

Fuel efficiency estimates: Fuel efficiency estimates were determined using approved Government of Canada Test Methods. Actual fuel consumption will vary based on driving habits and other factors.

Blind Spot Monitor System and Rear Cross-Traffic Alert System: Do not rely exclusively on the Blind Spot Monitor System and Rear Cross-Traffic Alert System. They are not collision-avoidance systems or substitutes for safe and attentive driving. Short Range Key Fob Remote Start: Active DCM required. DCM is active during connected services trial periods or with a paid subscription for connected services. Waiving your connected services will deactivate the DCM.

Details on the above features can be found in the Owner's Manuals (available on-line at toyota.ca) or through your local Toyota Dealer and pertains specifically to vehicles sold in Canada at authorized Toyota dealerships only. Every effort has been made to ensure the specifications and equipment described are accurate based on information available at time of creation of this Product Summary. In some cases, certain changes in production capacity, standard equipment, options or product delays may occur which would not be automatically reflected in this Product Summary. Toyota Canada Inc. reserves the right to make these changes without notice or obligation. The Toyota website toyota.ca is updated regularly and it or your Toyota Dealer are your best source for up-to-date information.

Date and mileage limitations refer to whichever comes first from the date of first purchase. Warranty coverage is subject to other terms and conditions. Refer to applicable Warranty and Maintenance Guide for full details.

2025 LC GAS

EXPLORE

 BUILD & PRICE

COMPETITIVE COMPARISON










MODELS










PACKAGE

- Standard Package
- Performance Package

AVAILABLE EXTERIOR COLOURS

-  Iridium
-  Flare Yellow
-  Nori Green Pearl
-  Cloudburst Grey
-  Infrared
-  Copper Crest
-  Caviar
-  Ultrasonic Blue Mica 2.0
-  Ultra White

AVAILABLE INTERIOR COLOURS

-  Black Semi-Aniline Leather
-  Toasted Caramel Alcantara & Leather
-  Black Alcantara & Leather
-  Rioja Red Semi-Aniline Leather
-  Blue & White Semi-Aniline Leather
-  Toasted Caramel Semi-Aniline Leather
-  Rioja Red Alcantara & Leather



2025 LC GAS

EXPLORE

 BUILD & PRICE

COMPETITIVE COMPARISON

OPTIONAL PACKAGES

LC 500

PERFORMANCE PACKAGE

- | | | |
|--|---|---|
| <ul style="list-style-type: none">Carbon Fibre RoofSport SeatsAlcantara Head Liner4 Wheel Active Steering | <ul style="list-style-type: none">Retractable Rear Spoiler8-way Power Adjustable Driver and Passenger SeatsCarbon Fiber Reinforced Polymer Scuff PlatesVariable Gear Ratio Steering (VGRS) | <ul style="list-style-type: none">Michelin TiresAlcantara & Leather SeatsTorsen limited slip differentialRear Performance Damper |
|--|---|---|

2025 LC GAS

EXPLORE

 BUILD & PRICE

COMPETITIVE COMPARISON

STANDARD SPECIFICATIONS

● Standard — Not Available ^ Available

LC 500

EXTERIOR

EXTERIOR

Fixed Glass Roof Panel with Retractable Sun Shade	●
Carbon Fibre Roof	^
Retractable Rear Spoiler	^

EXTERIOR LIGHTING

LED Daytime Running Lights	●
Auto Leveling Headlamp System	●
LED Cornering Lamps	●
LED Rear Combination Lamps	●

EXTERIOR MIRRORS

Memory Mirrors	●
Integrated LED Foot Lamps	●
Power Adjustable Heated Exterior Mirrors	●

TIRES

Tire Repair Kit	●
Non Run-flat Tires	●
P275/35R21 (Rear)	●
P245/40R21 (Front)	●
Michelin Tires	^

WHEELS

21" Forged Alloy Wheels	●
-------------------------	---

WIPERS

Windshield Wiper Deicer	●
Rain Sensing Wipers	●
Direct Spray Arm Wipers	●

INFOTAINMENT

AUDIO

Bluetooth Capability	●
+2 USB Charging Ports	●

ENFORM AUDIO

13 Speakers	●
Mark Levinson Premium Surround Sound Audio System with High Resolution Audio	●

LEXUS INTERFACE

Wireless Apple CarPlay Compatability	●
--------------------------------------	---

2025 LC GAS

EXPLORE

 BUILD & PRICE

COMPETITIVE COMPARISON

STANDARD SPECIFICATIONS

● Standard — Not Available ^ Available

LC 500

Wireless Android Auto Compatability	●
Lexus Assistant	●
SiriusXM Audio	●
12.3" HD Touchscreen Display	●
Lexus Interface with Safety Connect (up to 10 yr. trial), Service Connect (up to 10 yr. trial), Remote Connect (3 yr. trial) and Drive Connect (3 yr. trial)	●

INTERIOR

CLIMATE CONTROL

Dual-zone Automatic Climate Control	●
Lexus Climate Concierge	●

FLOORING

Carpet Floor Mats	●
All Season Floor Mats (Front: 2)	●

INSTRUMENTATION

Multi Information Display	●
Head-Up Display	●
Full TFT LCD Gauge Cluster	●

INTERIOR MIRRORS

Auto-Dimming Rear View Mirror	●
-------------------------------	---

SEATS

Driver Seat Memory System	●
10-way Power Adjustable Driver and Passenger Seat	●
Heated & Ventilated Front Seats	●
Passenger Seat Memory System	●
Semi-Aniline Leather-Trimmed Interior	●
Sport Seats	^
8-way Power Adjustable Driver and Passenger Seats	^
Alcantara & Leather Seats	^

STEERING WHEEL

Power Tilt & Telescopic Steering Wheel	●
Heated Steering Wheel with Adjustable Temperature Control	●
Steering Wheel Audio Controls	●
Multi-Information Display Steering Wheel Controls	●
Steering Wheel Paddle Shifters	●

WINDOWS

Power Windows with Auto Up/Down for All Windows	●
Front Windshield Acoustic Glass	●

2025 LC GAS

EXPLORE

 BUILD & PRICE

COMPETITIVE COMPARISON

STANDARD SPECIFICATIONS

● Standard — Not Available ^ Available

LC 500

UV Glass Protection	●
TRIM	
Alcantara Head Liner	^
Carbon Fiber Reinforced Polymer Scuff Plates	^

POWERTRAIN & MECHANICAL

BRAKES

Electric Parking Brake (EPB)	●
Aluminum Monoblock Brake Calipers	●
Front 2-piece brake rotors	●
Front and Rear Ventilated Disc Brakes	●

ENGINE

Dual Variable Valve Timing with intelligence (VVT-i)	●
32-Valve	●
Forged Pistons and Connecting Rods	●
Titanium Intake and Exhaust Valves	●
5.0 L 8CYL	●
Motorized Exhaust Gas Control Valve	●
DOHC	●
Atkinson Cycle	●
Active Noise Control	●

MECHANICAL FEATURES

Hill-start Assist Control (HAC)	●
Drive Mode Select with Sport S+ mode	●
Torsen limited slip differential	^

STEERING MECHANICAL

Electric Power Steering (EPS)	●
4 Wheel Active Steering	^
Variable Gear Ratio Steering (VGRS)	^

TRANSMISSION

Paddle Shifters	●
10-speed Direct Shift Automatic Transmission	●
Shift-by-wire Gear Lever	●
AI-SHIFT control with Driver Mind Index	●

SUSPENSION

Rear Performance Damper	^
-------------------------	---

SAFETY & CONVENIENCE

2025 LC GAS

EXPLORE

 BUILD & PRICE

COMPETITIVE COMPARISON

STANDARD SPECIFICATIONS

● Standard — Not Available ^ Available

LC 500

CONVENIENCE

Garage Door Opener	●
Push Button Start	●
Smart Key System	●
Wallet Size Smart Key	●
Short Range Key Fob Remote Start (requires active DCM)	●

LEXUS SAFETY SYSTEM+ 2.5

Automatic High Beam	●
Full-Speed Range Dynamic Radar Cruise Control	●
Pre-Collision System with Pedestrian Detection and Bicycle Detection	●
Lane Departure Alert with Steering Assist	●
Lane Tracing Assist	●
Left Turn Intersection Support	●
Front-to-Front Risk Detection	●

SAFETY

Front Seat Side Airbags	●
First Aid Kit	●
Intuitive Parking Assist	●
Panoramic View Monitor	●
Front and Rear Side Curtain Shield Airbags	●
Driver and Front Passenger Knee Airbags	●
Driver & Passenger Airbag Supplemental Restraint System (SRS)	●
Blind Spot Monitor with RCTA	●
Front Passenger Airbag Status Indicator	●
LED Brake Lamps	●

SECURITY

Engine Immobilizer	●
--------------------	---

WARNING

Door Ajar	●
Low Washer Fluid	●
Low Engine Oil Level	●
Oil Maintenance Warning with Mileage Counter	●
Tire Pressure Monitor System	●
Shift Position Indicator	●
Low Coolant Level	●
Low Fuel Warning Light	●
Front Driver and Passenger Seatbelt	●

2025 LC GAS

EXPLORE

 BUILD & PRICE

COMPETITIVE COMPARISON

STANDARD SPECIFICATIONS

● Standard — Not Available ^ Available

LC 500

DIMENSIONS

DIMENSIONS

Transmission	AUTOMATIC
Drivetrain	RWD
Number Cylinders	8
Body Type	2D
Horsepower (kW)	471 (351)
Fuel Capacity litres (gal.)	82 (22)
Fuel Consumption - City/Highway/Combined L/100km	15.2/9.7/12.7
Fuel Consumption - City/Highway/Combined mpg	19/29/22
Length mm (in.)	4761 (187.4)
Width mm (in.)	1921 (75.6)
Height mm (in.)	1344 (52.9)
Wheelbase mm (in.)	2871 (113)
Ground Clearance mm (in.)	132 (5.2)
Seating Capacity	4
Airbags	8
Front Headroom mm (in.)	945 (37.2)
Rear Headroom mm (in.)	818 (32.2)
Front Legroom mm (in.)	1067 (42)
Rear Legroom mm (in.)	826 (32.5)
Front Shoulder Room mm (in.)	1438 (56.6)
Rear Shoulder Room mm (in.)	1245 (49)
Cargo Capacity L (cu. Ft.)	153 (5.4)
Gross Vehicle Weight kg (lbs)	2384.99 (5258)
Payload(GVWR-curb weight) kg (lbs.)	415 (915)
Base Curb Weight kg (lbs.)	1970 (4343.1)
Approach Angle (Degrees)	12
Departure Angle (Degrees)	16
Coefficient of Drag (cd.)	0.33
Number of Tires	4
Front Tread mm (in.)	1631 (64.2)
Rear Tread mm (in.)	1636 (64.4)

2025 LC GAS

EXPLORE

 BUILD & PRICE

COMPETITIVE COMPARISON

IMPORTANT PRODUCT INFORMATION

This page contains information and product warnings for a wide variety of specifications, not all of which will be specifications that come with your selected vehicle.

Global supply issues affecting the automotive manufacturing industry are causing new vehicle delivery delays and inventory of some vehicles may be limited. Please contact your local Toyota dealer for information about availability of your preferred Toyota vehicle

* Payload Capacity is the calculation of GVWR minus curb weight and should be used for comparison purposes only. The maximum amount of passenger and cargo weight your vehicle can carry is the Load Carrying Capacity indicated on the label(s) on the driver's doorjamb.

** Due to supply chain shortages, until further notice certain 2023 models equipped with the Digital Display Rear View Mirror will be built with the Auto-Dimming Mirror instead. Please reach out to a Toyota dealership for more details.

Connected Services (general mentions)

Driving while distracted can result in loss of vehicle control. Some features may be locked out while the vehicle is in gear. To reduce risk of accident while driving, exercise care when using the systems (even with the voice commands) and obey all local laws concerning use of the systems while driving (as some laws prohibit the use of electronic devices while operating a vehicle).

Once the Connected Services by Toyota trial subscription expires, paid enrollment is required. Apple CarPlay, iPhone and Siri are trademarks of Apple Inc. Android Auto and Google Assistant are trademarks of Google LLC. A compatible customer phone pairing is required and customers are responsible for all data charges. Services are dependent upon connection to a compatible wireless network, provided by a third-party wireless service provider. Toyota is not responsible for cellular network discontinuance and will not provide compensation for reduced service availability.

Remote Connect. Use only if aware of circumstances surrounding vehicle and it is legal and safe to do so (e.g., do not remotely start engine if vehicle is in an enclosed space or vehicle is occupied by a child). Remote Connect depends on factors outside of Toyota's control, including an operative telematics device, a cellular connection, GPS signal, and the availability of a compatible wireless network, without which system functionality and availability may be limited or precluded. Digital Key also requires Bluetooth connectivity. Service may vary by vehicle and region. Requires app download and registration/subscription after trial (if applicable). Terms of Use apply. Data charges may apply. Remote start/stop not available on manual transmission-equipped vehicles. Services subject to change at any time without notice.

Safety Connect depends on factors outside of Toyota's control, including an operative telematics device, a cellular connection, GPS signal, and the availability of a compatible wireless network, without which system functionality and availability may be limited or precluded, including access to response center and emergency support. Stolen vehicle police report required to use Stolen Vehicle Locator. Automatic Collision Notification activates only in limited circumstances. Requires app download/registration and subscription after trial (if applicable). Service subject to change at any time without notice. Terms of Use apply. Service may vary by vehicle and region. See usage precautions and service limitations in Owner's Manual.

Drive Connect services not available in every city or roadway.

Service Connect information provided is based on the last time data was collected from the vehicle and is not real time data. Service Connect is not renewable as a stand-alone service and requires a subscription to any of Safety Connect, Remote Connect or Drive Connect upon trial expiration.

Birds Eye Camera: Cold weather and other environmental factors may limit system. Operates at low speed or when parked. Do not rely exclusively on the system as it is not intended to replace safe attentive operation of the vehicle. You should also look around outside your vehicle, over your shoulder and use your mirrors to confirm clearance.

Qi Wireless charging: Qi wireless charging may not be compatible with all mobile phones, MP3/WMA players and like models. When using the wireless charging system avoid placing metal objects between the wireless charger and the mobile device when charging is active. Doing so may cause metal objects to become hot and could cause burns.

Towing Capability: Before towing, confirm your vehicle and trailer are compatible, hooked up and loaded properly and that you have any necessary additional equipment. Do not exceed any Weight Ratings and follow all instructions in your Owner's Manual. The maximum you can tow depends on base curb weight plus the total weight of any cargo, occupants, and added vehicle equipment. "Added vehicle equipment" includes additional standard/optional equipment and accessories added by the manufacturer, dealers, and /or vehicle owners. The only way to be certain of your vehicle's exact curb weight is to weigh your vehicle without passengers or cargo. Installation of a tow hitch receiver or other accessories located near the rear bumper may require disabling or removing the kick sensor, and the sensor operation setting in your vehicle should be turned off. See Owner's Manual for limitations.

Toyota Safety Sense (TSS) Drivers should always be responsible for their own safe driving. Please always pay attention to your surroundings and drive safely. Depending on the conditions of roads, vehicles, weather, etc., the TSS systems may not work as intended.

Pre-Collisions System with Pedestrian & Bicyclist Detection: The TSS Pre-Collision System is designed to help avoid or reduce the impact speed and damage in certain frontal collisions only. The Pedestrian and Bicycle Detection system is designed to detect a pedestrian and bicyclist ahead of the vehicle, determine if impact is imminent and help reduce impact speed. It is not a substitute for safe and attentive driving. System effectiveness depends on many factors, such as speed, size and position of pedestrians and bicyclists, driver input and weather, light and road conditions. Do not overly rely on the Intuitive Intersection Support system. Always visually confirm that it is safe to proceed. System may not operate depending on the traffic conditions and intersection configuration. Intersection Support will NOT detect pedestrians crossing the road in the same direction as the vehicle. Emergency Steering Assist may not operate if an oncoming vehicle or an obstacle that would prevent a safe evasive manoeuvre are detected.

Automatic High Beam: Automatic High Beam system operates at speeds above approximately 34 km/h. Factors such as a dirty windshield, variable weather, lighting conditions and hilly terrain will limit effectiveness, requiring the driver to manually turn it off.

Lane Departure Alert with Steering Assist: Lane Departure Alert with Steering Assist is designed to read lane markers under certain conditions and provide visual and audible alerts and slight steering force when lane departure is detected. It is not a collision-avoidance system or a substitute for safe and attentive driving.

Dynamic Radar Cruise Control: Dynamic Radar Cruise Control is designed to assist the driver and is not a collision-avoidance system or a substitute for safe and attentive driving practices. System effectiveness depends on many factors such as weather, traffic and road conditions.

Lane Tracing (Trace) Assist (LTA): Lane Tracing (Trace) Assist (LTA) is designed to read visible lane markers and detect other vehicles under certain conditions. When potential lane departure is detected, LTA provides a visual warning and either an audible alert or vibration in the steering wheel and can apply a slight steering force. It is not a collision-avoidance system or a substitute for safe and attentive driving. Effectiveness is dependent on many factors including road, weather and vehicle conditions.

Colours: Not all exterior and interior colour options are available for every model. Some colours are available at an additional cost. Contact your Dealer for more information.

Fuel efficiency estimates: Fuel efficiency estimates were determined using approved Government of Canada Test Methods. Actual fuel consumption will vary based on driving habits and other factors.

Blind Spot Monitor System and Rear Cross-Traffic Alert System: Do not rely exclusively on the Blind Spot Monitor System and Rear Cross-Traffic Alert System. They are not collision-avoidance systems or substitutes for safe and attentive driving. Short Range Key Fob Remote Start: Active DCM required. DCM is active during connected services trial periods or with a paid subscription for connected services. Waiving your connected services will deactivate the DCM.

Details on the above features can be found in the Owner's Manuals (available on-line at toyota.ca) or through your local Toyota Dealer and pertains specifically to vehicles sold in Canada at authorized Toyota dealerships only. Every effort has been made to ensure the specifications and equipment described are accurate based on information available at time of creation of this Product Summary. In some cases, certain changes in production capacity, standard equipment, options or product delays may occur which would not be automatically reflected in this Product Summary. Toyota Canada Inc. reserves the right to make these changes without notice or obligation. The Toyota website toyota.ca is updated regularly and it or your Toyota Dealer are your best source for up-to-date information.

Date and mileage limitations refer to whichever comes first from the date of first purchase. Warranty coverage is subject to other terms and conditions. Refer to applicable Warranty and Maintenance Guide for full details.